


GENERAL CATALOGUE



Worldwide Fitness Company



DESIGN
& MADE
INITALY



MADE IN ITALY

PANATTA IS THE LONGEST-LIVED ITALIAN COMPANY IN THE FITNESS INDUSTRY, THE ONE AND ONLY TO PRODUCE TOTALLY THE MACHINES MADE IN ITALY.

PANATTA WAS FOUNDED 6 DECADES AGO BY THE PASSION OF RUDY PANATTA, THE COMPANY BASES ITS ROOTS IN THE ORIGIN OF THE PHYSICAL CULTURE.

THE SUCCESS OF THE PANATTA BRAND IN THE WORLD HAS BEEN POSSIBLE THANKS TO THE TOTAL CONTROL OF THE DEVELOPMENT CYCLE AND THE PRODUCTION PROCESS OF EACH SINGLE MACHINE, WHOSE PRODUCTION PHASES ARE ALL CARRIED OUT INSIDE THE COMPANY. THE COMPANY EXPANDS OVER 20.000 sqm OF COMPLETE INDOOR PROPERTY PLANTS, LOCATED IN THE HEART OF THE MARCHE REGION.

HEADQUARTER

- Legal office – administrative headquarters
- Sales and Marketing departments
- Showroom of over 1500 sqm with more than 250 fitness machines to view and try out
- Engineering and Design department composed by a team of engineers and designers
- After sale office and spare parts delivery

MANUFACTURING SITE

- Laboratory of prototyping
- Laboratory of testing
- Mechanical department equipped with 16 manual welding working stations, three-dimensional Robot welding with 10 axes and numerical control machine center
- Mechanized production centre for counterweight including cutting, drilling and finishing operations (1 weight every 38 seconds)
- Polyurethane molding department with a double system for soft production (paddings) and hard components (platform, cloche, etc.)
- Powder coating plant in line: sandblasting machine for cleaning the pieces, 3 painting booths with robotic system, oven and 250 m long aerial conveyor that delivers the finished product directly to the assembly department. Operating system on multiple shifts
- Isotonic and cardio fitness assembly departments
- Quality control and final testing of every single realized product
- Logistic office and shipping with robotized packaging system

WHOEVER CHOOSES THE PANATTA BRAND EMBRACES HISTORY, TRADITION, BIOMECHANICAL EXCELLENCE AND INCOMPARABLE QUALITY.



Worldwide Fitness Company

**6 DECADES OF HISTORY
THE SAME COMPANY
PROPERTY OVER
THE YEARS**

**6 DECADI DI STORIA
SEMPRE LA STESSA
ED UNICA PROPRIETÀ**

DESIGN
& MADE
IN ITALY



PANATTA HEADQUARTER ITALY

DESIGN
& MADE
INITALY



CERTIFICATIONS





PANATTA CARDIO FITNESS MAIN FEATURES

AUTOLUBRICATION
FOR THE CARDIO LINED PANATTA CHOSE MATERIALS FROM THE AUTOMOTIVE WORLD AND INTRODUCED AN AUTOMATIC LUBRICATION SYSTEM THAT SAVES UP TO € 1.000 ON AVERAGE IN THE FIRST TWO YEARS OF RUNNER MAINTENANCE.

NO LONGER A RUNNING BOARD IMPREGNATED BY WAX WITH A LIMITED LIFE AND A CONSTANT NEED FOR MAINTENANCE. THE AUTOLUBRICATION SYSTEM IS A REVOLUTIONARY TECHNOLOGY THAT SAVES MONEY AND IS LONG-LASTING.
LET'S SAVE YOUR MONEY!

DESIGNED AND MADE IN ITALY
THE PANATTA COMMITMENT IS A PERFECT COMBINATION OF SKILL AND TECHNOLOGY THAT INSPIRES FUNCTIONALITY, INNOVATION AND QUALITY.
WE HAVE CREATED A MODERN DESIGN.

PROFESSIONAL LICITRIBUENCY
THE PANATTA EQUIPMENT IS A PERFECT COMBINATION OF SKILL AND TECHNOLOGY THAT INSPIRES FUNCTIONALITY, INNOVATION AND QUALITY.
WE HAVE CREATED A MODERN DESIGN.

PANATTA SHOWROOM ITALY - 1500 sqm

THE WIDEST VARIETY OF EQUIPMENT DISPLAYED/ MORE THAN 250 UNITS

DESIGN & MADE IN ITALY

PANATTA Fitness Company

DESIGN & MADE IN ITALY

NO FRILLS. ONLY FUNCTION.

GENERAL CATALOGUE

CARDIO	8
PININFARINA	
TOUCH	12
LED PLUS	20
FENIX	
TOUCH	26
LED PLUS	34
ECOLINE	42
STRENGTH	50
SELECTORIZED	52
MONOLITH	54
FIT EVO (machines/benches)	70
SEC (machines/benches)	100
PLATE LOADED	
FREEWEIGHT SPECIAL (machines/benches)	120
FREEWEIGHT HP (machines/benches)	140
ACCESSORIES	166
POWERLIFTING	176
BENCHES / RACKS / PLATFORMS	176
FUNCTIONAL	182
DFC – DYNAMIC FUNCTIONAL CAGE	
INDOOR (cages / rigs / racks / elements)	184
OUTDOOR (cages / elements)	206
FUNCTIONAL ACCESSORIES	224

INSIDE	228
DUAL ADJUSTABLE PULLEY (4 models)	234
FLEXIBILITY	240
STRETCHING BENCHES	240
KIDS SYSTEM	244
KIDS SYSTEM	244
GROUP ACTIVITIES	250
RACE WALKER	250
AEROBICS	254
INTERIOR DESIGN	258
INTERIOR	258
GYM FLOOR	264
GYM FLOOR	264
SERVICES / REFERENCES	266
MARKETING SUPPORT / AFTER SALES	266
SERVICES / LAY OUT / REFERENCES	270
ATELIER	284

PANATTA CARDIO FITNESS MAIN FEATURES

DESIGN AND MADE IN ITALY

PANATTA CARDIO FITNESS IS A PERFECT COMBINATION OF SHAPE AND TECHNOLOGY, BEAUTY AND FUNCTIONALITY.
100% MADE IN ITALY.
MAXIMUM CUSTOMIZATION.

THE BEST QUALITY/PRICE RATIO

MAXIMUM FUNCTIONALITY WITH AN EXCELLENT VALUE FOR MONEY.

AUTROLUBRICATION

FOR THE CARDIO LINES PANATTA CHOOSES MATERIALS FROM THE AUTOMOTIVE WORLD AND INTRODUCED AN AUTOMATIC LUBRICATION SYSTEM THAT SAVES UP TO € 1.000 IN THE FIRST THREE YEARS OF RUNNER MAINTENANCE.

PROFESSIONAL AND USER FRIENDLY

TRAINING PROGRAMS SUITED FOR EVERY USER, FROM THE ENTRY-LEVELS TO THE PROFESSIONALS OF DIFFERENT SPORTS. USER-FRIENDLY, INTUITIVE AND MODERN DISPLAY.






PANATTA PLUS



PANATTA PLUS CARDIO AND STRENGTH CONNECTED

APP YOUR DIGITAL CLUB

-  **APP-INTEGRATED MACHINES**
Cardio and strength machines integrated with the training app of the customer
-  **CUSTOMERS PERFORMANCE**
The user can automatically save all the training parameters while the system tracks the progresses over time
-  **IMMEDIATE RECOGNITION**
Just get your Smartphone closer to the machine in order to start the programme assigned by the trainer

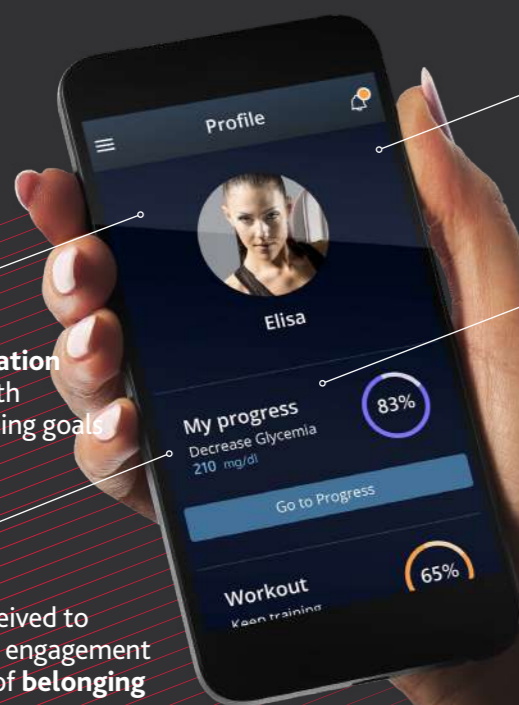
PANATTA PLUS NEW MANAGEMENT OF THE TECHNICAL TEAM THE CUSTOMER IS THE FOCUS OF THE CLUB

SOFTWARE WHAT PANATTA PLUS IS GOING TO DO FOR YOUR CLUB



-  **METHOD**
Uniform working method for the whole club team
-  **MANAGEMENT**
Management and constant monitoring of the technical department and goals reaching by the trainers
-  **FEEDBACK**
Monitoring of the customers feedback
-  **SUBSCRIPTIONS**
New sales model: subscriptions and objectives without time limit
-  **MERITOCRACY**
Opportunity to reward the trainers basing on an objective recognition method of their job performance

PANATTA PLUS FOR THE FINAL CUSTOMER



It keeps **motivation** high on the path to get the training goals

A system conceived to strengthen the engagement and the sense of **belonging** to the Club

A method to reach the **goals** thanks to the constant support of a **real Trainer**

A system to **monitor progress** in real time while being motivated in getting the objectives by the Personal Trainer

PANATTA PLUS FOR THE CLUB

- A new **working method** of the Trainers that focuses the attention on the final customer
- A system to know the real **feedback** of the clients. In order to deeply understand their needs and take them towards the objective to increase their loyalty and your turnover

— A practical and comfortable software for the **management** of the training cards, appointments, test and checks with customers.

— A sale model based on the Client **objectives**

**THE CLIENT DATA REMAIN
PROPERTY OF THE CLUB**





pininfarina

Worldwide Fitness Company

PININFARINA CARDIO TOUCH

La linea cardiofitness che ha fatto invecchiare di 10 anni tutta la concorrenza. La più copiata! Un nome leggendario per tutti gli amanti delle auto sportive portavoce di uno stile inconfondibile nel mondo, firma la nuova linea di macchine Panatta. Un nuovo cardiofitness che coniuga il perfetto incontro tra forma e tecnologia, tra bellezza e funzionalità.

The cardio fitness line that has aged the keen competition of 10 years. The most imitated! A legendary name in the world of sports cars and the envoy of an unmistakable style throughout the world has designed the new line of panatta cardio fitness machines. A new concept in cardio fitness that represents the perfect union of form and technology, beauty and functionality.

n° machines: 4

Find more



Panatta Plus
Connection



FR. La ligne cardio-fitness qui a fait vieillir de 10 ans toutes les autres. La plus copiée ! Un nom légendaire pour tous les amoureux des voitures de sport, précurseur d'un style unique au monde, signe la nouvelle ligne de machines Panatta. Une nouvelle gamme cardio-fitness alliant parfaitement forme et technologie, beauté et fonctionnalité.

ES. La línea cardio-fitness que ha echo envejecer de 10 años todas las demás líneas de la competencia. La más copiada! Un nombre legendario para todos los amantes de los coches deportivos, portavoz de un estilo inconfundible en el mundo, firma la nueva línea de máquinas cardiofitness Panatta. Un nuevo cardiofitness que conjuga la combinación perfecta entre forma y tecnología y entre belleza y funcionalidad.

DE. Der Name Pininfarina steht als Legende für alle Liebhaber des Automobilsports, er ist Ausdruck eines weltweit unverwechselbaren Stils und besonderem Design. Die neue Cardio Linie von Panatta ist die persönliche Handschrift des Designers. Sie stellt in dieser Serie eine perfekte Verbindung von Form und Technologie, sowie Schönheit und Funktionalität dar. Mit der Ergänzung eines Multimedia Display bietet es allen Nutzern ein besonderer Trainingserlebnis.

RU. Линия для кардиотренировок, которая отодвинула назад на 10 лет всех конкурентов. самая копируемая другими производителями! Легендарное имя для всех любителей спортивных машин, синоним уникального в мире стиля, становится лицом новой линии оборудования для занятий кардиофитнесом компании Panatta. Новый вид кардиофитнеса, который прекрасно сочетает в себе форму и технологию, красоту и функциональность.

AR.

خط Cardiofitness الذي يسبق المنافسين بـ 10 سنوات. وهو الأكثر تقليداً! اسم لامع بين جميع عشاق السيارات الرياضية. ويعتبر ناطق رسمي باسم طراز ميز في العالم. بحيث قام بوضع توقيعه على التشكيلة الجديدة لماكينات لياقة القلب التي تقوم بصنعها شركة Panatta. لياقة جديدة للقلب. جمع بداخلها لقاء تام ما بين الشكل والتكنولوجيا وما بين الجمال والعملية.

DESIGN
& MADE
INITALY

YOUR PERSONAL WORKOUT

SET YOUR DATA

SET AGE

SET WEIGHT

30

Years

70

Kg

PANATTA

MULTI-TOUCH SCREEN

DISPLAY HD 15' LED

MAXIMUM BRIGHTNESS AND VISIBILITY OF THE PARAMETERS. A DISPLAY DESIGNED TO LAST FOREVER AND LOWER THE ENERGY CONSUMPTION.

CAPACITIVE MULTI-TOUCH SCREEN

MULTI TOUCH SCREEN, 5 POINTS FOR AN INCREDIBLE EXPERIENCE AND USER INTERACTION.

RELIABILITY

GLASS TOUCH-SCREEN WITH TEMPERED 4 MM THICKNESS, GUARANTEE OF RESISTANCE AGAINST BREAKAGES AND SCRATCHES. INDUSTRIAL COMPONENT FOR A LONG LASTING RELIABILITY OF PROFESSIONAL USE.

IMPERMEABILITY

ASSEMBLY TOUCH SCREEN IN ASEPTIC ENVIRONMENT WITH WATERPROOF GUARANTEE.

RUNNER - TOUCH

1PPT603

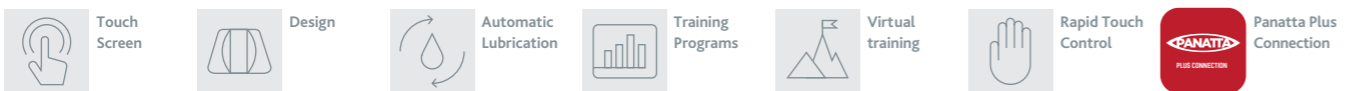


ELLIPTICAL - TOUCH

1PPT604



Doubletrainer



Inclination	0-15%	Treadmill surface (LxW)	155x52 cm	Warranty frame	7 years	Wifi®/Bluetooth®	optional
Speed	0,5/25 Km/h	Power Supply	230 VAC 50/60 Hz	Internet Connection	yes		
Dimensions (LxWxH)	231x98x152 cm	Engine Power (peak)	7 HP	TV: DVB-T H.264, IPTV*	standard		
Machine Weight	227 kg	Max. absorbed power	2300 VA	TV: DVB-C, ATSC	optional		



Difficulty Levels	32	Stride Length	52 cm	Power Consumption	40 VA	TV: DVB-C, ATSC	optional
Resistance	500 W	Transmission system	belt	Warranty frame	7 years	Wifi®/Bluetooth®	optional
Dimensions (LxWxH)	230x70x175 cm	Resistance system	electromagnetic	Internet Connection	yes		
Machine Weight	164 kg	Power Supply	100-230 VAC 50/60 Hz	TV: DVB-T H.264, IPTV*	standard		

BIKE - TOUCH

1PPT601



HORIZONTAL BIKE - TOUCH

1PPT602



- Touch Screen
- Design
- Training Programs
- Virtual training
- Rapid Touch Control
- Panatta Plus Connection

Difficulty levels	32	Transmission system	belt	Warranty frame	7 years	Wifi®/Bluetooth®	optional
Resistance	500 W	Resistance system	electromagnetic	Internet Connection	yes		
Dimensions (LxWxH)	116x55x149 cm	Power Supply	100-230 VAC 50/60 Hz	TV: DVB-T H.264, IPTV*	standard		
Machine Weight	76 kg	Power Consumption	40 VA	TV: DVB-C, ATSC	optional		

- Touch Screen
- Design
- Training Programs
- Virtual training
- Rapid Touch Control
- Panatta Plus Connection

Difficulty levels	32	Transmission system	belt	Warranty frame	7 years	Wifi®/Bluetooth®	optional
Resistance	500 W	Resistance system	electromagnetic	Internet Connection	yes		
Dimensions (LxWxH)	155x66x127 cm	Power Supply	100-230 VAC 50/60 Hz	TV: DVB-T H.264, IPTV*	standard		
Machine Weight	95 kg	Power Consumption	40 VA	TV: DVB-C, ATSC	optional		



pininfarina

Worldwide Fitness Company

PININFARINA LED PLUS

La linea cardiofitness che ha fatto invecchiare di 10 anni tutta la concorrenza. La più copiata! Un nome leggendario per tutti gli amanti delle auto sportive, portavoce di uno stile inconfondibile nel mondo, firma la nuova linea di macchine Panatta. Un nuovo cardiofitness che coniuga il perfetto incontro tra forma e tecnologia, tra bellezza e funzionalità.

The cardio fitness line that has aged the keen competition of 10 years. The most imitated! A legendary name in the world of sports cars and the envoy of an unmistakable style throughout the world has designed the new line of panatta cardio fitness machines. A new concept in cardio fitness that represents the perfect union of form and technology, beauty and functionality.

n° machines: 4

Find more



FR. La ligne cardio-fitness qui a fait vieillir de 10 ans toutes les autres. La plus copiée ! Un nom légendaire pour tous les amoureux des voitures de sport, précurseur d'un style unique au monde, signe la nouvelle ligne de machines Panatta. Une nouvelle gamme cardio-fitness alliant parfaitement forme et technologie, beauté et fonctionnalité.

ES. La línea cardio-fitness que ha echo envejecer de 10 años todas las demás líneas de la competencia. La más copiada! Un nombre legendaro para todos los amantes de los coches deportivos, portavoz de un estilo inconfundible en el mundo, firma la nueva línea de máquinas cardiofitness panatta. Un nuevo cardiofitness que conjuga la combinación perfecta entre forma y tecnología y entre belleza y funcionalidad.

DE. Der Name Pininfarina steht für alle Liebhaber des Automobilsports als Legende, er ist Ausdruck eines weltweit unverwechselbaren Stils und besonderem Design. Die neue Cardio Linie von Panatta ist die persönliche Handschrift des Designers. Sie stellt in dieser Serie eine perfekte Verbindung von Form und Technologie, sowie Schönheit und Funktionalität dar.

RU. Линия для кардиотренировок, которая отодвинула назад на 10 лет всех конкурентов. Самая копируемая другими производителями! Легендарное имя для всех любителей спортивных машин, синоним уникального в мире стиля, становится лицом новой линии оборудования для занятий кардиофитнесом компании Panatta. Новый вид кардиофитнеса, который прекрасно сочетает в себе Форму и технологию, красоту и функциональность.

AR.

خط Cardiofitness الذي يسبق المنافسين بـ 10 سنوات. وهو الأكثر تقليداً! اسم لامع بين جميع عشاق السيارات الرياضية. ويعتبر ناطق رسمي باسم طراز ميز في العالم. بحيث قام بوضع توقيعه على التشكيلة الجديدة لماكينات لياقة القلب التي تقوم بصنعها شركة Panatta. لياقة جديدة للقلب. جمع بداخلها لقاء تام ما بين الشكل والتكنولوجيا وما بين الجمال والعمليّة.

DESIGN
& MADE
INITALY

RUNNER - LED PLUS

LED PLUS - 1PP103



- Design
- Automatic Lubrication
- Training Programs
- Rapid Touch Control

Inclination	0-15%	Machine Weight	227 kg	Power Supply	230 VAC 50/60 Hz	Max. absorbed power	2300 VA
Speed	0,5/20 Km/h	Treadmill surface (LxW)	155x52 cm	Engine Power (peak)	7 HP	Warranty frame	7 years
Dimensions (LxWxH)	231x98x152 cm						

ELLIPTICAL - LED PLUS

LED PLUS POWERED - 1PP104
LED PLUS SELF POWERED - 1PP104A




- Design
- Training Programs
- Rapid Touch Control
- Energy Saving

Difficulty levels	1-16	Machine Weight	164 kg	Resistance system	electromagnetic	Warranty frame	7 years
Resistance	500 W	Stride Length	52 cm	Power Supply (Powered)	100-230 VAC 50/60 Hz		
Dimensions (LxWxH)	230x70x175 cm	Transmission system	belt	Power Consumption (Powered)	50 VA		

BIKE - LED PLUS


LED PLUS POWERED - 1PP101
LED PLUS SELF POWERED - 1PP101A



Difficulty levels	1-16	Machine Weight	76 kg	Power Supply (Powered)	100-230 VAC 50/60 Hz
Resistance	500 W	Transmission system	belt	Power Consumption (Powered)	40 VA
Dimensions (LxWxH)	116x55x149 cm	Resistance system	electromagnetic	Warranty frame	7 years

HORIZONTAL BIKE - LED PLUS

LED PLUS POWERED - 1PP102
LED PLUS SELF POWERED - 1PP102A



Difficulty levels	1-16	Machine Weight	95 kg	Power Supply (Powered)	100-230 VAC 50/60 Hz
Resistance	500 W	Transmission system	belt	Power Consumption (Powered)	40 VA
Dimensions (LxWxH)	155x66x127 cm	Resistance system	electromagnetic	Warranty frame	7 years



Worldwide Fitness Company

FENIX CARDIO TOUCH

La purezza del design rinasce nell'essenza della tecnologia: forme pulite, interfaccia multi-touch screen con programmi d'allenamento ideali per soddisfare le esigenze di qualsiasi utente. Finalmente con Fenix il vero Made in Italy ad un rapporto qualità/prezzo che solo Panatta può offrire.

The design purity revives into the essence of technology: multi-touch screen interface with training programs suitable to satisfy the needs of every user. At last with Fenix the real Made in Italy with a quality/price ratio that only Panatta can offer.

n° machines: 6

Find more



Panatta Plus
Connection



FR. La pureté du design renaît dans l'essence de la technologie : des lignes fluides, une interface multi-touch screen avec des programmes d'entraînement pour toute exigence de l'utilisateur. Fenix, le vrai Made in Italy avec un rapport qualité-prix tel qu'il ne peut être offert que par Panatta.

ES. La pureza del design renace en la esencia de la tecnología: formas limpias, una interfaz multi-touch screen con programas de entrenamiento para todo tipo de exigencia del usuario. Por fin gracias a Fenix tenemos el verdadero „Made in Italy“ con una relación calidad-precio que sólo Panatta puede ofrecer.

DE. Die Klarheit des Designs wird im Wesen der Technik wiedergegeben: klare Formen, Multi-Touch Screen Benutzeroberfläche mit vielen Trainingsprogrammen, um den Bedürfnissen aller Benutzer gerecht zu werden. Sie erhalten mit der Fenix Serie Produkte „Made in Italy“ zu einem hervorragendem Preis-Leistung-Verhältnis, das nur Panatta anbieten kann.

RU. Чистота дизайна возрождается самой сущностью высоких технологий: чистые линии, multifункциональный интерфейс с сенсорным дисплеем с программами тренировок, которые идеально подходят для удовлетворения потребностей любых клиентов. Наконец, благодаря Fenix, появилось настоящее изделие под маркой «Сделано в Италии» (Made in Italy) с отличным соотношением качество/цена, что только компания Panatta может предложить.

AR. تتكامل أناقة التصميم مع جوهر التقنية: أشكال جميلة، واجهة بسيطة وديهية ببرامج تدريب مناسبة جدا لتلبي احتياجات أي مستخدم. وأخير وليس آخرًا، مع Fenix، فخر الصناعة الإيطالية، يتوازن بين الجودة/السعر الذي تستطيع فقط تقديمه Panatta.

AR.

DESIGN
& MADE
INITALY


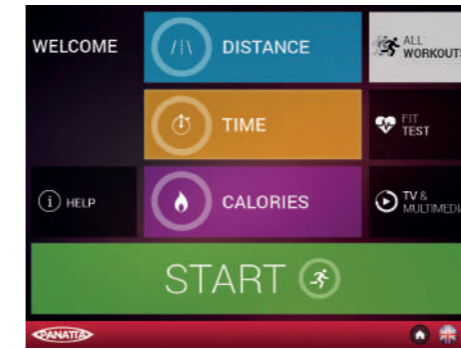
RUNNER - TOUCH

1FXT003










ELLIPTICAL - TOUCH

1FXT004



doubletrainer



-  Touch Screen
-  Design
-  Automatic Lubrication
-  Training Programs
-  Virtual training
-  Rapid Touch Control
-  Panatta Plus Connection

Inclination	0-15%	Max. absorbed power	2300 VA	Warranty frame	7 years	Optional frame colours	graphite, white, yellow, red, green, glossy black, matt black, pink, orange, gold, only transparent
Speed	0,5/20 Km/h	Power Supply	2300 VAC 50/60 Hz	Engine Power (peak)	7 HP		
Dimensions (LxWxH)	215x85x145 cm	TV: DVB-T H.264, IPTV*	standard	Wifi®/bluetooth®	optional		
Machine Weight	205 kg	TV: DVB-C, ATSC	optional	Standard frame colour	glossy silver		
Treadmill surface (LxW)	155x52 cm	Internet Connection	yes				

-  Touch Screen
-  Design
-  Training Programs
-  Virtual training
-  Rapid Touch Control
-  Panatta Plus Connection

Difficulty levels	32	Stride Length	52 cm	Internet Connection	yes	Optional frame colours	graphite, white, yellow, red, green, glossy black, matt black, pink, orange, gold, only transparent, glossy silver
Resistance	500 W	Transmission system	belt	TV: DVB-T H.264, IPTV*	standard		
Dimensions (LxWxH)	220x75x160 cm	Warranty frame	7 years	TV: DVB-C, ATSC	optional		
Power Consumption	40 VA	Resistance system	electromagnetic	Wifi®/bluetooth®	optional		
Machine Weight	140 kg	Power Supply	100-230 VAC 50/60 Hz	Standard frame colour	glossy silver		

BIKE - TOUCH

1FXT001



HORIZONTAL BIKE - TOUCH

1FXT002



	Touch Screen		Design		Training Programs		Virtual training		Rapid Touch Control		Panatta Plus Connection
Difficulty levels	32	Resistance system	electromagnetic	Warranty frame	7 years	Optional frame colours	graphite, white, yellow, red, green, glossy black, matt black, pink, orange, gold, only transparent				
Resistance	500 W	Power Supply	100/230 VAC 50/60 HZ	Power Consumption	40 VA						
Dimensions (LxWxH)	125X60x145 cm	TV: DVB-T H.264, IPTV*	standard	Wifi®/bluetooth®	optional						
Machine Weight	80 kg	TV: DVB-C, ATSC	optional	Standard frame colour	glossy silver						
Transmission system	belt	Internet Connection	yes								

	Touch Screen		Design		Training Programs		Virtual training		Rapid Touch Control		Panatta Plus Connection
Difficulty levels	32	Resistance system	electromagnetic	Warranty frame	7 years	Optional frame colours	graphite, white, yellow, red, green, glossy black, matt black, pink, orange, gold, only transparent				
Resistance	500 W	Power Supply	100/230 VAC 50/60 Hz	Power Consumption	40 VA						
Dimensions (LxWxH)	155X60x135 cm	TV: DVB-T H.264, IPTV*	standard	Wifi®/bluetooth®	optional						
Machine Weight	85 kg	TV: DVB-C, ATSC	optional	Standard frame colour	glossy silver						
Transmission system	belt	Internet Connection	yes								

STEP - TOUCH

1FXT005



CLIMBER - TOUCH

1FXT006



THREE STEPS ALWAYS AVAILABLE



	Touch Screen		Design		Training Programs		Virtual training		Rapid Touch Control		Panatta Plus Connection
Difficulty levels	32	Power Supply	230 VAC 50/60 Hz	Power Consumption	40 VA	Optional frame colours	graphite, white, yellow, red, green, glossy black, matt black, pink, orange, gold, only transparent				
Dimensions (LxWxH)	125X65x175 cm	TV: DVB-T H.264, IPTV*	standard	Standard frame colour	glossy silver						
Machine Weight	90 kg	TV: DVB-C, ATSC	optional	Wifi®/bluetooth®	optional						
Length motion	40 cm	Internet Connection	yes								
Type of effort	hydraulics	Warranty frame	7 years								

	Touch Screen		Design		Training Programs		Virtual training		Rapid Touch Control		Panatta Plus Connection
Resistance range	1-32 (progression 0,5)	Step-up height	36 cm	Brake system	electromagnetic	Optional frame colours	graphite, white, yellow, red, green, glossy black, matt black, pink, orange, gold, only transparent				
Dimensions (LxWxH)	145x85x205 cm	Resistance range	1-32 (progression 0,5)	Internet Connection	yes						
Machine Weight	250 kg	Power Supply	48 VDC, 5.8 A, 280 W	TV: DVB-T H.264, IPTV*	standard						
Step (LxWxH)	27x46x19,5 cm	Power Requirements	100-240 VAC, 50/60 Hz	TV: DVB-C, ATSC	optional						
Speed	25-175 spm	Transmission	chain-belt	Standard frame colour	glossy silver						



Worldwide Fitness Company



FENIX LED PLUS

La purezza del design rinasce nell'essenza della tecnologia: forme pulite, interfaccia multi-touch screen con programmi d'allenamento ideali per soddisfare le esigenze di qualsiasi utente. Finalmente con Fenix il vero Made in Italy ad un rapporto qualità/prezzo che solo Panatta può offrire.

The design purity revives into the essence of technology: multi-touch screen interface with training programs suitable to satisfy the needs of every user. At last with Fenix the real Made in Italy with a quality/price ratio that only Panatta can offer.

n° machines: 6

Find more



FR. La pureté du design renaît dans l'essence de la technologie : des lignes fluides, une interface multi-touch screen avec des programmes d'entraînement pour toute exigence de l'utilisateur. Fenix, le vrai Made in Italy avec un rapport qualité-prix tel qu'il ne peut être offert que par Panatta.

ES. La pureza del design renace en la esencia de la tecnología : formas limpias, una interfaz sencilla e intuitiva con programas de entrenamiento para todo tipo de exigencia del usuario. Por fin gracias a Fenix tenemos el verdadero Made in Italy con una relación calidad-precio que sólo Panatta puede ofrecer.

DE. Die Klarheit des Designs wird im Wesen der Technik wiedergegeben: klare Formen, einfache-intuitive Benutzeroberfläche mit vielen Trainingsprogrammen, um den Bedürfnissen aller Benutzer gerecht zu werden. Sie erhalten mit der Fenix Serie Produkte „Made in Italy zu einem hervorragendem Preis-Leistung-Verhältnis, das nur Panatta anbieten kann.

RU. Чистота дизайна возрождается самой сущностью высоких технологий: чистые линии, простой и интуитивный интерфейс с программами тренировок, которые идеально подходят для удовлетворения потребностей любых клиентов. Наконец, благодаря Fenix, появилось настоящее изделие под маркой «Сделано в Италии» (Made in Italy) с отличным соотношением качество/цена, что только компания Panatta может предложить.

AR. تتكامل أناقة التصميم مع جوهر التقنية: أشكال جميلة، واجهة بسيطة وبديهية ببرامج تدريب مناسبة جدا لتلبي احتياجات أي مستخدم. وأخير وليس آخرًا، مع Fenix، فخر الصناعة الإيطالية، يتوازن بين الجودة/السعر الذي تستطيع فقط تقديمه Panatta.

AR.

DESIGN
& MADE
INITALY


RUNNER- LED PLUS

LED PLUS - 1FX103

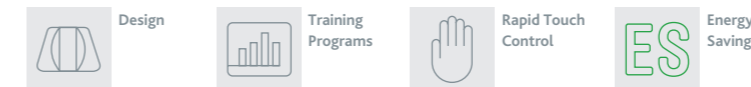


ELLIPTICAL - LED PLUS

LED PLUS SELF POWERED - 1FX104A



Inclination	0-15%	Power Supply	230 VAC 50/60 Hz	Max. absorbed power	2300 VA	Optional frame colours	graphite, white, yellow, red, green, glossy black, matt black, pink, orange, gold, only transparent
Speed	0.5/20 km/h (±0.1)	Treadmill surface (LxW)	155x52 cm	Warranty frame	7 years		
Dimensions (LxWxH)	215x85x145 cm	Engine Power (peak)	7 HP				
Machine Weight	205 kg						



Difficulty levels	1-16	Machine Weight	140 kg	Resistance system	electromagnetic	Optional frame colours	graphite, white, yellow, red, green, glossy black, matt black, pink, orange, gold, only transparent
Resistance	500 W	Stride Length	52 cm	Power Supply	self powered		
Dimensions (LxWxH)	220x75x160 cm	Transmission system	belt	Warranty frame	7 years		


BIKE - LED PLUS

LED PLUS SELF POWERED - 1FX101A




HORIZONTAL BIKE - LED PLUS

LED PLUS SELF POWERED - 1FX102A




Difficulty levels	1-16	Trasmission system	belt	Optional frame colours	graphite, white, yellow,
Resistance	500 W	Resistance system	electromagnetic		red, green, glossy black,
Dimensions (LxWxH)	125x60x145 cm	Power Supply	self powered		matt black, pink, orange,
Machine Weight	80 kg	Warranty frame	7 years		gold, only transparent



Difficulty levels	1-16	Trasmission system	belt	Optional frame colours	graphite, white, yellow,
Resistance	500 W	Resistance system	electromagnetic		red, green, glossy black,
Dimensions (LxWxH)	155x60x135 cm	Power Supply	self powered		matt black, pink, orange,
Machine Weight	85 kg	Warranty frame	7 years		gold, only transparent

STEP - LED PLUS

LED PLUS - 1FX105




Difficulty levels	1-16	Power Supply	100-230 VAC 50/60 Hz	Optional frame colours	graphite, white, yellow, red, green, glossy black, matt black, pink, orange, gold, only transparent
Dimensions (LxWxH)	125x65x175 cm	Type of effort	hydraulics		
Machine Weight	90 kg	Warranty frame	7 years		
Length motion	52 cm				

CLIMBER - LED PLUS

LED PLUS - 1FX106



THREE STEPS ALWAYS AVAILABLE



Resistance range	1-16 (progression 1)	Speed	25-175 spm	Internet Connection	yes	Standard frame colour	glossy silver
Dimensions (LxWxH)	145x85x205 cm	Power Supply	48 VDC, 5.8 A, 280 W	TV: DVB-T/T2, H.264, IPTV*	standard	Optional frame colours	graphite, white, yellow, red, green, glossy black, matt black, pink, orange, gold, only transparent
Machine Weight	250 kg	Power Requirements	100-240 VAC, 50/60 Hz	TV: DVB-C, ATSC	optional		
Step (LxWxH)	27x46x19,5 cm	Brake system	electromagnetic				
Step-up height	36 cm	Transmission	chain-belt				



ECOLINE

Worldwide Fitness Company

ECOLINE PANATTA

ECORACER – ECOCLIMBER - ECOPOWER RUN
Energy-free / 7 livelli di resistenza / Made in Italy
Sviluppare prodotti sostenibili e al passo con i tempi è da sempre un obiettivo di innovazione. Per questo abbiamo creato ECOLINE, una linea di macchinari cardio fitness completamente Energy Free. Macchinari estremamente versatili, ideali anche per essere integrati nelle aree funzionali.

ECORACER – ECOCLIMBER - ECOPOWER RUN
Energy-free / 7 resistance levels / Made in Italy
Our focus has always been developing sustainable products that are in line with the times and to promote innovation. That is the reason why we have designed ECOLINE, a cardio fitness machines range that is completely Energy Free. Extremely versatile machines ideal to be included even in functional spaces.

n° machines: 3

Find more



FR. ECORACER – ECOCLIMBER - ECOPOWER RUN
Energy-free / 7 niveaux de résistance / Made in Italy
L'écologie est un argument important dans le cadre de l'innovation et de l'étude de nouveaux produits. C'est pourquoi nous avons créé ECOLINE, une ligne de machines cardio fitness totalement energy free. Des machines extrêmement polyvalentes, idéales également pour être insérés dans des zones fonctionnelles.

ES. ECORACER – ECOCLIMBER - ECOPOWER RUN
Energy-free / 7 niveles de resistencia / Made in Italy
El desarrollo de productos sostenibles y a la altura de los tiempos ha sido siempre un objetivo de innovación. Para ello hemos creado ECOLINE, una línea de máquinas cardio fitness completamente Energy Free. Máquinas extremadamente versátiles, ideales también para ser integradas en áreas funcionales.

DE. ECORACER – ECOCLIMBER - ECOPOWER RUN
Produktion Made in Italy – GREEN LINE ohne Strom!
Nachhaltige Produkte zu entwickeln, die mit der Zeit gehen, war schon immer ein Ziel von Panatta. Aus diesem Grund haben wir die ECOLINE entwickelt, eine Linie von Cardio-Fitnessgeräten, die völlig Stromfrei sind. Äußerst vielseitige Geräte, die auch im Functional-Training integriert werden können.

RU. ECORACER – ECOCLIMBER - ECOPOWER RUN
Не требует питания / 7 уровней сопротивления / Сделано в Италии
Разработка долговечных изделий, идущих в ногу со временем, всегда являлась целью инноваций. Поэтому мы создали ECOLINE, линейку кардио тренажеров, не требующую подключения к источнику питания. Тренажеры отличаются исключительной универсальностью и могут устанавливаться также в функциональных зонах.

AR

ECORACER – ECOCLIMBER - ECOPOWER RUN بدون طاقة / 7 مستويات مقاومة / صنع في إيطاليا
كان تطوير منتجات مستدامة تتماشى مع العصر دائمًا هدفًا للابتكار. هذا هو السبب في أننا أنشأنا ECOLINE، وهو عبارة عن مجموعة من أجهزة لياقة القلب الخالية من الطاقة تمامًا. أجهزة مرنة للغاية مثالية للاندماج في المناطق الوظيفية.

DESIGN
& MADE
INITALY





ECORACER

ECORACER - 1CF71



DISPLAY LCD 3,5" (OPTIONAL)



Resistance levels	7	Brake system	Magnetic	Bottle holder	yes	Optional frame colours graphite, white, yellow, red, green, glossy black, matt black, pink, orange, gold, only transparent
Dimensions (LxWxH)	190x90x155 cm	Transmission system	Belt driven	Tablet holder	yes	
Machine Weight	217 kg	Speed	Free - defined by the user	Warranty frame	7 years	
Running Surface	48x170 cm	Power supply	Not required -Energy free	Optional	Display LCD 3,5" dim 7,5x4x6 cm	

MAIN FEATURES

- ✔ **WIDE RUNNING SURFACE**
The widest running surface of its category: 48x170 cm.
- ✔ **HIGH SMOOTHNESS AND MAXIMUM QUIETNESS**
118 Ball bearings ensure movement smoothness and quietness.
- ✔ **SHOCK ABSORBING SYSTEM**
60 Hi-grip rubberised slats minimize the impact on joints and ensure the maximum stability when training.
- ✔ **7 RESISTANCE LEVELS**
Braking system on 7 levels, from free run to a pushing movement.
- ✔ **MAXIMUM SAFETY**
Indication of the correct training posture on the belt. Reverse motion prevented and notification of the belt limit.
- ✔ **MULTI-DEVICE SUPPORT**
The machine is equipped with tablet and smartphone support.
- ✔ **EASY MOVE**
Fast and easy motion thanks to the back wheels and one rear handrail.
- ✔ **LARGE BOTTLE HOLDER**
- ✔ **EXTREMELY STURDY AND DURABLE**
The ecoracer weight is of 217 kg, maximum stability even during high performance training.
- ✔ **LONG LIFE AND LOW MAINTENANCE**
The belt does not need lubrication. Long-life components.
- ✔ **MULTI-GRIP HANDLES**
Lateral support and double frontal handgrip (low/high) that allows different pushing positions.
- ✔ **OPTIONAL: DISPLAY WITH LCD SCREEN**
Parameters: speed, time, distance, calories. Heart rate monitoring / polar compatibility.


MAIN EXERCISES

RUN	WALK	WALK BACK	RUN&JUMP
PUSH	PUSH GLUTES	SLED	TWIST
PUSH ABDUCTORS	PUSH ADDUCTORS	SIDE STEP	+++


ECOCLIMBER

ECOCLIMBER - 1CF70

WATCH THE VIDEO



SMARTPHONE/TABLET SUPPORT



THREE STEPS ALWAYS AVAILABLE


MAIN FEATURES

- ✔ **HIGH SMOOTHNESS**
Resistance system with permanent magnets.
- ✔ **COMPACT AND SPACE-SAVING**
Overall surface: 1,2 m².
- ✔ **TOTAL WORKOUT**
Availability of 3 steps that allow changing the intensity of training and lope .
- ✔ **7 RESISTANCE LEVELS**
Chance to change the training intensity.
- ✔ **SAFETY BRAKING SYSTEM**
The safety braking system in the machine allows easily and safely starting and stopping of the workout.
- ✔ **MULTI-GRIP HANDRAILS**
Ergonomic handrails for different types of training.
- ✔ **MULTI-DEVICE SUPPORT**
The machine is equipped with a support for smartphones and tablets.
- ✔ **LARGE BOTTLE HOLDER**
- ✔ **EASY MOVE**
Fast and easy motion thanks to the back wheels and one rear handrail.
- ✔ **LONG LIFE AND LOW MAINTENANCE**
Low maintenance and design conceived to last over the time. Long-life components.
- ✔ **MAXIMUM STABILITY**
Hi-grip designed steps.

MAIN EXERCISES




EASY CLIMB




PUSH



SPRINT



LATERAL



UNILATERAL



GLUTES

+++



Energy Free

Resistance levels	7	Power Supply	not required	User weight (optimal)	from 50 to 140 kg	Optional frame colours	graphite, white, yellow, red, green, glossy black, matt black, pink, orange, gold, only transparent
Dimensions (LxWxH)	145x90x215 cm	Brake system	magnetic	Bottle holder	yes		
Machine Weight	160 kg	Transmission	chain-belt	Tablet holder	yes		
Step (LxWxH)	27x46x19,5 cm	Minimum height of the ceiling	290 cm	Warranty frame	7 years		
Step-up height	32,5 cm	Brake system	magnetic				

ECOPOWER RUN

ECOPOWER RUN - 1CF72

WATCH THE VIDEO



SMARTPHONE/TABLET SUPPORT



MOBILE PLATFORMS



7 RESISTANCE LEVELS



Energy Free

Resistance levels	7	Power supply	not required	Bottle holder	yes	Optional frame colours	graphite, white, yellow, red, green, glossy black, matt black, pink, orange, gold, only transparent
Dimensions (LxWxH)	180x70x155 cm	Resistance system	Hydraulic pistons	Tablet holder	yes		
Machine Weight	100 kg	Stride length	95 cm	Warranty frame	7 years		


MAIN FEATURES

- ✔ **HIGH SMOOTHNESS**
Resistance system with hydraulic pistons.
- ✔ **COMPACT AND SPACE SAVING**
Overall surface: 1,2 m².
- ✔ **FULL RANGE OF MOTION**
Machine designed to allow full range of motion to each kind of user: step length 95 cm.
- ✔ **7 RESISTANCE LEVELS**
Chance to change the training intensity.
- ✔ **EASY ACCESS SYSTEM**
The backrest and anti-slip footrest make easier the starting and stopping of the training.
- ✔ **MULTI - GRIP HANDRAILS**
Different types of training.
- ✔ **MULTI-DEVICE SUPPORT**
The machine is equipped with support for smartphones and tablets.
- ✔ **LARGE BOTTLE HOLDER**
- ✔ **EASY MOVE**
Fast and easy motion thanks to the back wheels and one rear handrail.
- ✔ **LONG LIFE AND LOW MAINTENANCE**
Low maintenance and design conceived to last over the time. Long-life components.
- ✔ **MOBILE PLATFORMS**
Mobile platforms to ensure the physiological and correct posture during the workout.

MAIN EXERCISES



HI-POWER TRAINING



CARDIO-POWER TRAINING



HI-POWER GLUTES TRAINING

PANATTA STRENGTH LINES MAIN FEATURES

THE ART OF MADE IN ITALY

OUR STRENGTH LINES PERFECTLY EMBODY THE PANATTA DNA: CONSTANT RESEARCH OF EXCELLENT BIOMECHANICS, 100% MADE IN ITALY, UNIQUE DESIGN AND EXTREME CARE TO DETAILS. ALL THE STRENGTH LINES ARE CHARACTERIZED BY TAILORED SARTORIAL SUPPLIES BASED ON CUSTOMER REQUIREMENTS. MORE THAN 2000 COLOUR COMBINATIONS.

BIOMECHANICAL UNIQUENESS

PERFECT MACHINES IN THEIR FUNCTIONING AND ERGONOMICS THANKS TO MANY YEARS OF EXPERIENCE AND IN FULL RESPECT OF OUR PANATTA PHILOSOPHY. BIOMECHANICS DERIVED FROM THE EXPERIENCE GOT IN THE DEVELOPMENT OF THE FREE WEIGHT LINE, WHICH RESPONDS TO THE STRICT TRAINING STANDARDS OF THE ATHLETES AND PROFESSIONALS OF THE SECTOR ENSURING MAXIMUM PERFORMANCE RESULTS IN TOTAL SAFETY.

SOLIDITY AND ROBUSTNESS

FRAMES MADE IN ALLOY STEEL FROM 3 TO 10 MM IN THICKNESS ENSURE THE HIGHEST SOLIDITY, STABILITY AND RESISTANCE WITH PARTICULAR FOCUS ON LIGHTNESS.



MORE THAN 250 STRENGTH MACHINES

WITH MORE THAN 250 MACHINES PANATTA OFFERS THE WIDER RANGE OF STRENGTH EQUIPMENTS IN THE FITNESS SECTOR. PANATTA ISOTONIC LINES ARE THE ONLY ONES CAPABLE TO ENSURE HIGH-STANDARD MACHINES FOR A SYSTEMATIC AND EFFICIENT TRAINING OF EACH MUSCLE GROUP. UNIQUE AND PATENTED AT AN INTERNATIONAL LEVEL AND ABLE TO MEET THE NEEDS OF EVERY KIND OF USER.

UNITY OF MEASURE

THE STRENGTH LINES MONOLITH, FIT EVO AND SEC ADDS-UP THE POSSIBILITY TO CHOOSE THE UNITY OF MEASURE INDICATED ON THE WEIGHT STACK BRICKS

n.11	5 kg	5
n.22	10 kg	10
n.33	15 kg	15
LB/KG		KG

THE BEST QUALITY / PRICE RATIO

OUR STRENGTH LINES COVER ALL THE RANGES OF INVESTMENT. THE MACHINES PRICES BOAST AN UNRIVALED COMPETITIVENESS IN THE MARKET ALSO IF COMPARED TO USED PRODUCTS. THE BEST FUNCTIONALITY AND PERFORMANCE WITH A VALUE FOR MONEY THAT ONLY PANATTA CAN OFFER.

STRENGTH

MONOLITH

DESIGNED AND MADE IN ITALY - WARRANTY: 10 YEARS
39 Machines

UPPER BODY

Lat Pulldown
Lat Pulldown Circular
Lat Pulldown Convergent
High Row Convergent
Pulley Row
Rowing Machine Circular
Deltoid Press Circular
Lateral Deltoids
Vertical Chest Press Circular
Inclined Chest Press Circular

Pectoral Machine
Dips Press
Curling Machine
Triceps Machine
Alternate Arm Curl
Alternate Arm Extension

CORE

Lower Back
Abdominal Crunch

LOWER BODY

Leg Extension
Leg Curling
Seated Leg Curling
Horizontal Adjustable Leg Press
Abductor Machine
Adductor Machine
Dual Adductor Abductor Machine
Gluteus Machine
Hip Thrust
Calf Hack Machine

MULTIFUNCTIONAL

Cable Crossover
Adjustable Cable Crossover
Cable Station
Adjustable Cable Station
4-Station Multi Gym
Jungle Machine
Jungle Machine + Cable Station with bar
Jungle Machine + Adjustable Cable Station with bar
Jungle Machine + Joint Bar + Jungle Machine
Jungle Machine + Joint Bar + 4-Station Multi Gym
Peck Back

FIT EVO

DESIGNED AND MADE IN ITALY - WARRANTY: 7 YEARS
62 Machines + 23 Benches

UPPER BODY

Lat Pulldown
Lat Pulldown Circular
Lat Pulldown Convergent
High Row Convergent
Pulley Row
Rowing Machine Circular
Deltoid Press
Deltoid Press Base
Deltoid Press Circular
Lateral Deltoids
Pectoral Machine
Pectoral Machine Base
Vertical Chest Press
Vertical Chest Press Base
Vertical Chest Press Circular
Inclined Chest Press Circular

Inclined Chest Press
Inclined Chest Press Base
Pullover Machine
Pullover Machine Base
Dips Press
Rotary Cuff
Curling Machine
Triceps Machine
Alternate Arm Curl
Alternate Arm Extension

CORE

Lower Back
Upper Abdominal Machine
Abdominal Crunch
Torsion Machine

LOWER BODY

Leg Extension
Leg Curling
Seated Leg Curling
Standing Leg Curling
Dual System Horizontal Leg Press
Horizontal Leg press
Abductor Machine
Adductor Machine
Adductor / Abductor Machine
Master Gluteus
Master Gluteus Plus
Gluteus Machine
Hip Thrust
Calf Machine
Multi Hip
Standing Abductor Machine
Power Runner

MULTIFUNCTIONAL

Cable Crossover
Adjustable Cable Crossover
4-Station Multi Gym
4-Station Multi Gym + Cable Station with Bar
4-Station Multi Gym + Adjustable Cable Station with Bar
Smith Machine Linear Bearings
High Low Pulley
Jungle Machine
Jungle Machine HLP
Jungle Machine + Cable Station with Bar
Jungle Machine hip + Adjustable Cable Station with Bar
Peck Back
Standing Multi Flight
Multipurpose Press
Chin and Dip Counterbalanced

BENCHES

Flat Bench
Olympic Flat Bench
Olympic Inclined Bench
Olympic Declined Bench
Olympic Shoulder Bench

Military Bench
Seated Curl Bench
Curl Rack
Adjustable Back Extension
Adjustable Crunch Board
Reverse Crunch Abs
Sit Up Board

Abdominal Isolator
Iperextension Bench
Iperextension 45° Bench
Squat Rack
Fully Adjustable Bench
Chin and Dip
Torsion Bench

Standing Double Twister
Standing and Seated Double Twister
Multipurpose Seated Bench
Sissy Squat

SEC

DESIGNED AND MADE IN ITALY - WARRANTY: 5 YEARS
37 Machines + 11 Benches

UPPER BODY

Lat Pulldown
Pulley Row
Vertical Chest Press Convergent Plus
Vertical Chest Press Convergent
Inclined Chest Press Convergent Plus
Inclined Chest Press Convergent
Pectoral Machine Plus
Pectoral Machine
Deltoid Chest Press Convergent Plus
Deltoid Chest Press Convergent
Curling Machine
Triceps Machine

CORE

Lower Back
Upper Abdominal Machine

LOWER BODY

Leg Extension
Leg Curling
Seated Leg Curling
Horizontal Leg Press
Horizontal Leg Press / Medical
Abductor Machine
Adductor Machine
Adductor / Abductor Machine
Calf Machine
Multi Hip

MULTIFUNCTIONAL

Cable Crossover
Adjustable Cable Crossover
High Low Pulley
4-Station Multi Gym
4-Station Multi Gym + Cable Station with Bar
4-Station Multi Gym + Adjustable Cable Station
Smith Machine Linear Bearings
Jungle Machine
Jungle Machine HLP
Jungle Machine + Cable Station with Bar
Jungle Machine HLP + Adjustable Cable Station with Bar
Peck Back

SEC

DESIGNED AND MADE IN ITALY - WARRANTY: 2 YEARS
37 Machines + 11 Benches

BENCHES

Olympic Flat Bench
Olympic Inclined Bench

Olympic Shoulder Bench
Seated Curl Bench
Curl Rack
Adjustable Crunch Board

AB Crunch Bench
Iperextension 45° Bench
Fully Adjustable Bench

Chin and Dip
Squat Rack

FREWEIGHT SPECIAL

DESIGNED AND MADE IN ITALY - WARRANTY: 7 YEARS
41 Machines + 2 Benches

UPPER BODY

Super Vertical Chest Press
Super Inclined Chest Press
Super Horizontal Flight Machine
Super Inclined Flight Machine
Super Declined Chest Press
Super Pullover Machine
Pullover Machine
Super Lat Machine Convergent
Super Lat Pulldown Circular
Super High Row
Super Power Row
Super Low Row
Super Rowing

T-Bar Row
Super Dorsy Bar
Front Dorsy Bar
Super Deltoid Press
Back Deltoids
Super French Press Machine
Alternate Triceps Machine
Triceps Machine
Alternate Curling Machine
Curling Machine

LOWER BODY

Super Leg Press 45°
Super Vertical Leg Press

Vertical Leg Press
Belt Squat
Reverse Hyperextension
Hip Thrust
Power Runner
Alternate Leg Extension
Leg Extension
Alternate Leg Curling
Leg Curling
Seated Leg Curling
Kneeling Leg Curling
Super Seated Calf
Donkey Calf

MULTIFUNCTIONAL

Olympic Smith Machine Counterbalanced
Olympic Half Rack
Olympic Power Rack

BENCHES

Preacher Curl Bench
Seal Row Bench

FREWEIGHT HP

DESIGNED AND MADE IN ITALY - WARRANTY: 7 YEARS
45 Machines + 17 Benches

UPPER BODY

Super Vertical Chest Press
Vertical Chest Press
Super Inclined Chest Press
Inclined Chest Press
Super Inclined Bench Press
Inclined Bench Press
Super Horizontal Bench Press
Horizontal Bench Press
Inclined Flight Machine
Dips Press Dual System
Super Declined Chest Press
Declined Chest Press
Lat Machine Convergent

Super Low Row
Low Row
Super Power Row
Power Row
High Row
Rowing Machine
Dorsy Bar
Super Deltoid Press
Deltoid Press
Back Deltoids
Triceps Machine
Curling Machine

CORE

Abdominal Crunch

LOWER BODY

Leg Press 45°
Leg Press Bridge
Squat Machine
Power Squat
Hack Squat
Leg Extension
Leg Curling
Seated Calf
Calf Hack

MULTIFUNCTIONAL

Smith Machine Counterbalanced Linear Bearings Base
Smith Machine Counterbalanced Linear Bearings Full
Power Smith Machine Dual System
Power Smith Machine Dual System Upper
Half Rack Full
Half Rack Base
Power Rack
Jammer
Combo Twist
Squat Lunge

BENCHES

Multipurpose Sit up Bench
Fully Adjustable Bench
Fully Adjustable
(Special Kit Smith Machine Base)

Fully Adjustable
(Special Kit Half Rack Base)
Power Tower
Olympic Multi Bench
Super Olympic Flat Bench
Olympic Flat Bench

Super Olympic Inclined Bench
Olympic Inclined Bench
Multimotion Bench
Super Olympic Shoulder Bench
Olympic Shoulder Bench
Triceps Bench

Standing Curl Bench
Adjustable Standing Curl Bench Dual Face
Power Platform

ACCESSORIES

Exercise Bars
Barbells

Racks
Dumbbells

Weight Discs

Accessory Holders





Worldwide Fitness Company

MONOLITH

MONOLITH

Monolith è la sintesi perfetta del dna Panatta: costante ricerca dell'eccellenza biomeccanica, Made in Italy al 100%, design unico ed estrema cura di ogni dettaglio. Una linea isotonica top di gamma che coniuga lusso ed eleganza per uno stile senza tempo.

Monolith perfectly embodies our Panatta DNA: constant research of excellent biomechanics, 100% Made in Italy, unique design and extreme care to details. An isotonic line that is the top of the range and that combines luxury and elegance in a never ending style.

n° machines: 39

Find more



Panatta Plus
Connection



FR. Monolith est la synthèse parfaite de l'ADN Panatta : recherche constante de l'excellence biomécanique, Made in Italy 100%, design unique et une grande attention portée aux détails. Une ligne de musculation haut de gamme qui allie luxe et élégance pour un style intemporel.

ES. Monolith resume perfectamente el ADN Panatta: una búsqueda constante de la excelencia biomecánica 100% Made in Italy, diseño único y esmero en los detalles. Una línea isotónica de las mejores que une lujo y elegancia para un estilo sin tiempo.

DE. Die Monolith Geräte Serie ist Ausdruck der DNA von Panatta: Exzellenz, hervorragende Biomechanik, 100% „Made in Italy“, einzigartiges Design und äußerste Sorgfalt für jedes Detail. Eine perfekte Geräte Linie die als Ergebnis, Luxus und Eleganz zu einem zeitlosen Stil verbindet.

RU. Monolith – идеальный синтез, подчеркивающий ДНК Panatta: проведение постоянных исследований для достижения совершенной биомеханики, 100% "Made in Italy", плавные контуры и отделка ручной работы наделяют новую линию уникальностью и эксклюзивностью. Новая линия силовых тренажеров сочетает в себе роскошь и элегантность, создавая подлинный стиль, неподвластный времени.

AR.

Monolith من PANATTA يشمل بشكل مثالي :

البحث المستمر للميكانيكا الحيوية الممتازة ، الصناعة الإيطالية 100% ، التصميم الفريد و الإهتمام بأدق التفاصيل .

نهج من الصناعة يمثل قمة المدى و يجمع بين الفخامة و الأناقة بأسلوب لا ينتهي

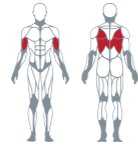
DESIGN
& MADE
INITALY






LAT PULLDOWN

UPPER BODY
1MTH001

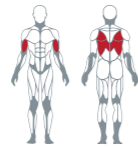


DIMENSIONS		LOAD	OPTIONAL
W 120 cm	H 230 cm	Std 100 kg	various bars and handles
L 120 cm	Wt 225 kg	Opt 130 kg	

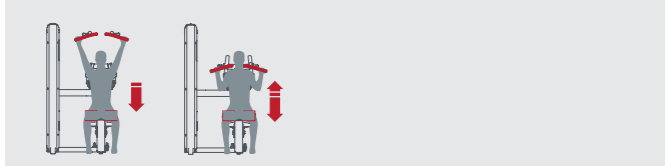


LAT PULLDOWN CONVERGENT

UPPER BODY
1MTH007

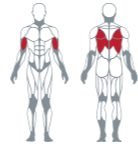


DIMENSIONS		LOAD	OPTIONAL
W 125 cm	H 200 cm	Std 100 kg	kit 2,5 kg increase
L 185 cm	Wt 285 kg	Opt 120 kg	

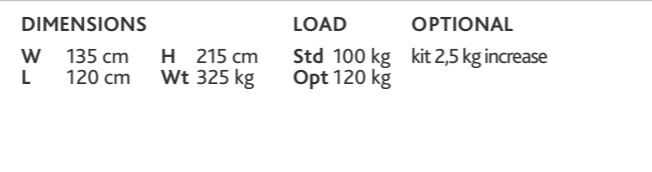


LAT PULLDOWN CIRCULAR

UPPER BODY
1MTH002

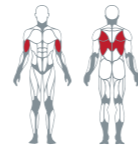


DIMENSIONS		LOAD	OPTIONAL
W 135 cm	H 215 cm	Std 100 kg	kit 2,5 kg increase
L 120 cm	Wt 325 kg	Opt 120 kg	



HIGH ROW CONVERGENT

UPPER BODY
1MTH006

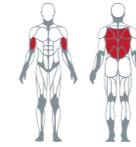


DIMENSIONS		LOAD	OPTIONAL
W 110 cm	H 200 cm	Std 100 kg	kit 2,5 kg increase
L 175 cm	Wt 290 kg	Opt 120 kg	



PULLEY ROW

UPPER BODY
1MTH003

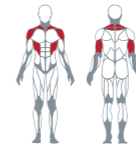


DIMENSIONS		LOAD	OPTIONAL
W 100 cm	H 200 cm	Std 100 kg	various bars and handles
L 190 cm	Wt 240 kg	Opt 130 kg	




DELTOID CHEST PRESS CIRCULAR

UPPER BODY
1MTH024

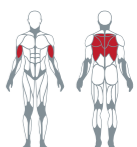


DIMENSIONS		LOAD	OPTIONAL
W 135 cm	H 160 cm	Std 100 kg	kit 2,5 kg increase
L 145 cm	Wt 320 kg	Opt 120 kg	

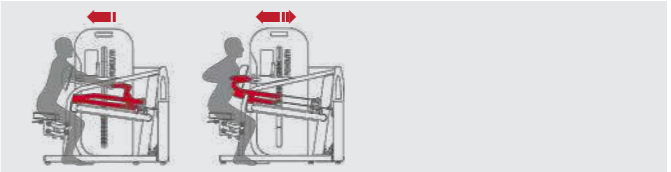


ROWING MACHINE CIRCULAR

UPPER BODY
1MTH004A

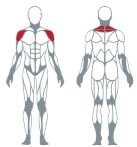


DIMENSIONS		LOAD	OPTIONAL
W 120 cm	H 160 cm	Std 100 kg	kit 2,5 kg increase
L 160 cm	Wt 280 kg	Opt 120 kg	rotating handgrips



LATERAL DELTOIDS

UPPER BODY
1MTH026



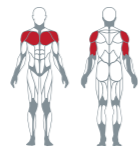
DIMENSIONS		LOAD	OPTIONAL
W 110 cm	H 160 cm	Std 80 kg	kit 2,5 kg increase
L 110 cm	Wt 225 kg		






VERTICAL CHEST PRESS CIRCULAR

UPPER BODY
1MTH033

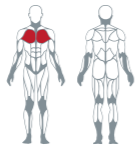


DIMENSIONS		LOAD	OPTIONAL
W 135 cm	H 175 cm	Std 100 kg	kit 2,5 kg increase
L 145 cm	Wt 310 kg	Opt 120 kg	



PECTORAL MACHINE

UPPER BODY
1MTH035

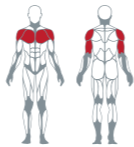


DIMENSIONS		LOAD	OPTIONAL
W 135 cm	H 160 cm	Std 80 kg	kit 2,5 kg increase
L 145 cm	Wt 290 kg	Opt 120 kg	




INCLINED CHEST PRESS CIRCULAR

UPPER BODY
1MTH034

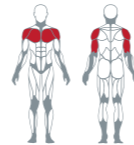


DIMENSIONS		LOAD	OPTIONAL
W 135 cm	H 165 cm	Std 100 kg	kit 2,5 kg increase
L 145 cm	Wt 315 kg	Opt 120 kg	

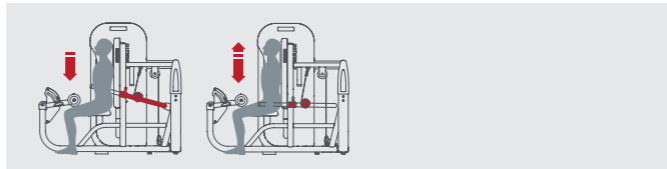


DIPS PRESS

UPPER BODY
1MTH138

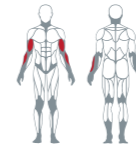


DIMENSIONS		LOAD	OPTIONAL
W 125 cm	H 160 cm	Std 80 kg	kit 2,5 kg increase
L 175 cm	Wt 320 kg	Opt 120 kg	



CURLING MACHINE

UPPER BODY
1MTH051

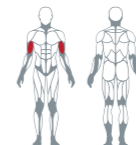


DIMENSIONS		LOAD	OPTIONAL
W 110 cm	H 160 cm	Std 80 kg	kit 2,5 kg increase
L 120 cm	Wt 260 kg		




ALTERNATE ARM CURL

UPPER BODY
1MTH056

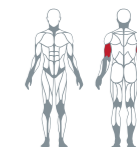


DIMENSIONS		LOAD	OPTIONAL
W 140 cm	H 160 cm	Std 50 kg	kit 2,5 kg increase
L 110 cm	Wt 230 kg	Opt 80 kg	



TRICEPS MACHINE

UPPER BODY
1MTH053

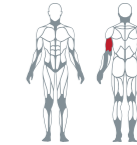


DIMENSIONS		LOAD	OPTIONAL
W 110 cm	H 160 cm	Std 50 kg	kit 2,5 kg increase
L 135 cm	Wt 200 kg	Opt 80 kg	




ALTERNATE ARM EXTENSION

UPPER BODY
1MTH057

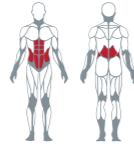


DIMENSIONS		LOAD	OPTIONAL
W 140 cm	H 160 cm	Std 50 kg	kit 2,5 kg increase
L 110 cm	Wt 230 kg	Opt 80 kg	



LOWER BACK

CORE
1MTH005

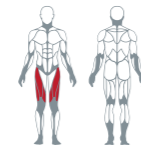


DIMENSIONS		LOAD	OPTIONAL
W 115 cm	H 160 cm	Std 80 kg	supergrip platform;
L 170 cm	Wt 275 kg	Opt 120 kg	kit 2,5 kg increase



LEG EXTENSION

LOWER BODY
1MTH081

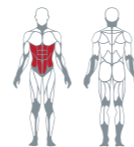


DIMENSIONS		LOAD	OPTIONAL
W 110 cm	H 160 cm	Std 80 kg	kit 2,5 kg increase
L 145 cm	Wt 265 kg	Opt 100 kg	



ABDOMINAL CRUNCH

CORE
1MTH067

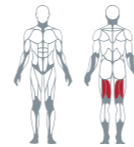


DIMENSIONS		LOAD	OPTIONAL
W 125 cm	H 170 cm	Std 50 kg	kit 2,5 kg increase
L 110 cm	Wt 215 kg	Opt 80 kg	



LEG CURLING

LOWER BODY
1MTH082

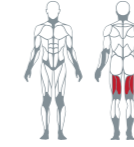


DIMENSIONS		LOAD	OPTIONAL
W 110 cm	H 160 cm	Std 80 kg	kit 2,5 kg increase
L 190 cm	Wt 265 kg	Opt 100 kg	




SEATED LEG CURLING

LOWER BODY
1MTH083

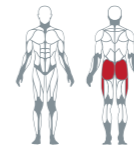


DIMENSIONS		LOAD	OPTIONAL
W 110 cm	H 160 cm	Std 80 kg	kit 2,5 kg increase
L 145 cm	Wt 265 kg	Opt 100 kg	



ABDUCTOR MACHINE

LOWER BODY
1MTH086

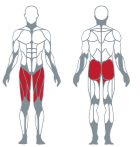


DIMENSIONS		LOAD	OPTIONAL
W 140 cm	H 160 cm	Std 80 kg	kit 2,5 kg increase;
L 140 cm	Wt 270 kg	Opt 100 kg	customizable privacy display



HORIZONTAL ADJUSTABLE LEG PRESS

LOWER BODY
1MTH085

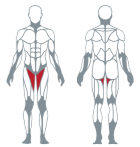


DIMENSIONS		LOAD	OPTIONAL
W 115 cm	H 200 cm	Std 200 kg	adjustable carriage gas
L 200 cm	Wt 470 kg	Opt 300 kg	assisted; supergrip platform



ADDUCTOR MACHINE

LOWER BODY
1MTH087



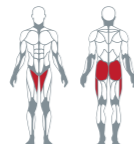
DIMENSIONS		LOAD	OPTIONAL
W 140 cm	H 160 cm	Std 80 kg	kit 2,5 kg increase;
L 140 cm	Wt 270 kg	Opt 100 kg	customizable privacy display





DUAL ADDUCTOR ABDUCTOR MACHINE

LOWER BODY
1MTH093

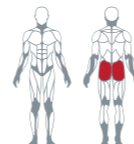


DIMENSIONS		LOAD	OPTIONAL
W 140 cm	H 160 cm	Std 80 kg	kit 2,5 kg increase;
L 140 cm	Wt 315 kg	Opt 100 kg	customizable privacy display



GLUTEUS MACHINE

LOWER BODY
1MTH088

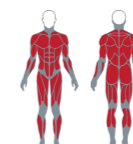


DIMENSIONS		LOAD	OPTIONAL
W 110 cm	H 160 cm	Std 50 kg	kit 2,5 kg increase
L 150 cm	Wt 275 kg	Opt 80 kg	




CABLE CROSSOVER

MULTIFUNCTIONAL
1MTH111

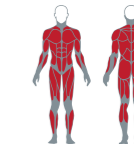


DIMENSIONS		LOAD	OPTIONAL
W 110 cm	H 235 cm	Std 80 kg	kit 2,5 kg increase;
L 385 cm	Wt 495 kg	Opt 100 kg	various bars and handles




ADJUSTABLE CABLE CROSSOVER

MULTIFUNCTIONAL
1MTH125

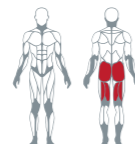


DIMENSIONS		LOAD	OPTIONAL
W 110 cm	H 235 cm	Std 80 kg	kit 2,5 kg increase;
L 385 cm	Wt 585 kg	Opt 100 kg	various bars and handles

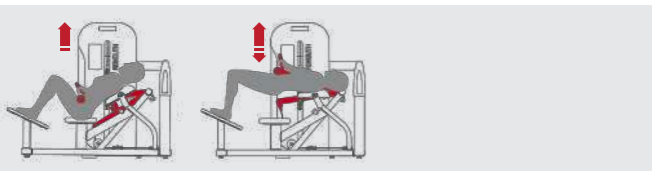


HIP THRUST

LOWER BODY
1MTH097

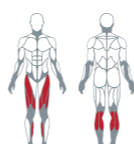


DIMENSIONS		LOAD	OPTIONAL
W 120 cm	H 160 cm	Std 100 kg	kit 2,5 kg increase
L 195 cm	Wt 330 kg	Opt 120 kg	adjustable platform




CALF HACK MACHINE

LOWER BODY
1MTH092

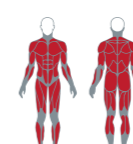


DIMENSIONS		LOAD	OPTIONAL
W 115 cm	H 200 cm	Std 100 kg	supergrip platform
L 190 cm	Wt 355 kg	Opt 130 kg	



CABLE STATION

MULTIFUNCTIONAL
1MTH126

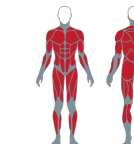


DIMENSIONS		LOAD	OPTIONAL
W 110 cm	H 235 cm	Std 80 kg	kit 2,5 kg increase;
L 110 cm	Wt 265 kg	Opt 100 kg	various bars and handles



ADJUSTABLE CABLE STATION

MULTIFUNCTIONAL
1MTH114



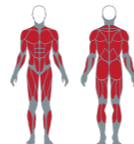
DIMENSIONS		LOAD	OPTIONAL
W 110 cm	H 235 cm	Std 80 kg	kit 2,5 kg increase;
L 110 cm	Wt 275 kg	Opt 100 kg	various bars and handles





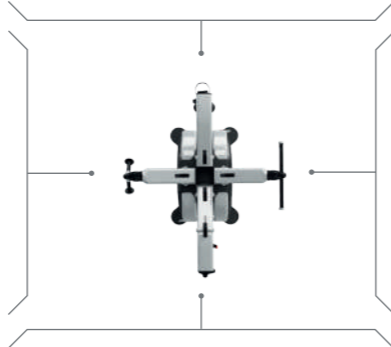
4-STATION MULTI GYM

MULTIFUNCTIONAL - MODULAR MACHINE
1MTH112



S4 | SIDE WIDE
 ✓ TRICEPS STATION STRAIGHT BAR
 ✓ TRICEPS STATION PRESSDOWN BAR (default)

S1 | SIDE SHORT
 ✓ CABLE STATION (default)
 ✓ ADJUSTABLE CABLE STATION
 ✓ TRICEPS STATION PRESSDOWN BAR



S2 | SIDE WIDE
 ✓ TRICEPS STATION STRAIGHT BAR (default)
 ✓ TRICEPS STATION PRESSDOWN BAR

S3 | SIDE SHORT
 ✓ CABLE STATION
 ✓ ADJUSTABLE CABLE STATION (default)
 ✓ TRICEPS STATION PRESSDOWN BAR

DIMENSIONS

W 150 cm H 240 cm
 L 120 cm Wt 610 kg

LOAD

Std 80 kg
 Opt 100 kg

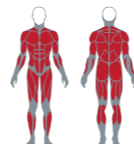
OPTIONAL

kit 2,5 kg increase (short sides);
 various bars and handles



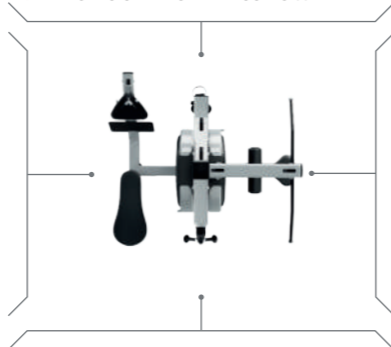
JUNGLE MACHINE

MULTIFUNCTIONAL - MODULAR MACHINE
1MTH115



S4 | SIDE WIDE
 ✓ PULLEY STATION (default)
 ✓ LAT MACHINE STATION

S1 | SIDE SHORT
 ✓ CABLE STATION (default)
 ✓ ADJUSTABLE CABLE STATION
 ✓ TRICEPS STATION PRESSDOWN BAR



S2 | SIDE WIDE
 ✓ PULLEY STATION
 ✓ LAT MACHINE STATION (default)

S3 | SIDE SHORT
 ✓ CABLE STATION
 ✓ ADJUSTABLE CABLE STATION
 ✓ TRICEPS STATION PRESSDOWN BAR (default)

DIMENSIONS

W 190 cm H 235 cm
 L 205 cm Wt 665 kg

LOAD

Std 80/100 kg
 Opt 100/130 kg

OPTIONAL

kit 2,5 kg increase (short sides);
 various bars and handles

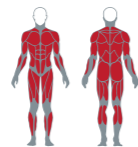


UNIVERSITY OF SOUTH AUSTRALIA
 EDUCATIONAL AUSTRALIA



JUNGLE MACHINE / CABLE STATION WITH BAR

MULTIFUNCTIONAL
1MTH115+1MTH116

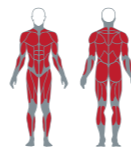


DIMENSIONS	LOAD	OPTIONAL
W 205 cm H 235 cm Std 80/100 kg	kit 2,5 kg increase (short sides); Opt 100/130 kg	kit 2,5 kg increase (short sides); various bars and handles
L 480 cm Wt 930 kg		

1MTH116	1MTH115
	S1 CABLE STATION
	S2 PULLEY STATION
	S3 TRICEPS STATION PRESSDOWN BAR
	S4 LAT MACHINE STATION

JUNGLE MACHINE / ADJUSTABLE CABLE STATION WITH BAR

MULTIFUNCTIONAL
1MTH115+1MTH124

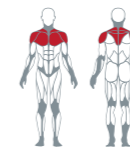


DIMENSIONS	LOAD	OPTIONAL
W 205 cm H 235 cm Std 80/100 kg	kit 2,5 kg increase (short sides); Opt 100/130 kg	kit 2,5 kg increase (short sides); various bars and handles
L 490 cm Wt 975 kg		

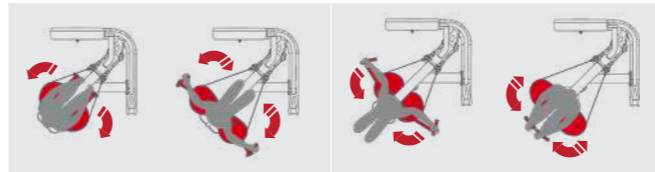
1MTH124	1MTH115
	S1 ADJUSTABLE CABLE STATION
	S2 PULLEY STATION
	S3 TRICEPS STATION PRESSDOWN BAR
	S4 LAT MACHINE STATION

PECK BACK

UPPER BODY
1MTH117

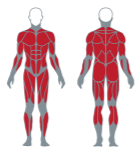


DIMENSIONS	LOAD	OPTIONAL
W 130 cm H 195 cm Std 80 kg	kit 2,5 kg increase	
L 140 cm Wt 275 kg		



JUNGLE MACHINE / JOINT BAR / JUNGLE MACHINE

MULTIFUNCTIONAL
1MTH115+1MTH119+1MTH115

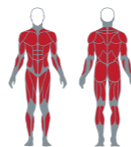


DIMENSIONS	LOAD	OPTIONAL
W 205 cm H 235 cm Std 80/100 kg	kit 2,5 kg increase (short sides); Opt 100/130 kg	kit 2,5 kg increase (short sides); various bars and handles
L 550 cm Wt 1365 kg		

1MTH115	1MTH115
S1 ADJUSTABLE CABLE STATION	S1 CABLE STATION
S2 LAT MACHINE STATION	S2 PULLEY STATION
S3 CABLE STATION	S3 ADJUSTABLE CABLE STATION
S4 LAT MACHINE STATION	S4 PULLEY STATION

JUNGLE MACHINE / JOINT BAR / 4-STATION MULTI GYM

MULTIFUNCTIONAL
1MTH115+1MTH119+1MTH112



DIMENSIONS	LOAD	OPTIONAL
W 205 cm H 240 cm Std 80/100 kg	kit 2,5 kg increase (short sides); Opt 100/130 kg	kit 2,5 kg increase (short sides); various bars and handles
L 555 cm Wt 1310 kg		

1MTH115	1MTH112
S1 TRICEPS STATION PRESSDOWN BAR	S1 CABLE STATION
S2 LAT MACHINE STATION	S2 TRICEPS STATION STRAIGHT BAR
S3 CABLE STATION	S3 ADJUSTABLE CABLE STATION
S4 PULLEY STATION	S4 TRICEPS STATION PRESSDOWN BAR





Worldwide Fitness Company

Fit Evo

PANATTA FIT EVO



Design moderno, biomeccanica Panatta.
Fit Evo combina perfettamente funzionalità
ed estetica, garantendo il massimo comfort
per tutti gli utenti.

Cutting-edge biomechanical design by Panatta.
Fit Evo is the perfect combination of functionality
and aesthetics, guaranteeing the maximum
comfort for every user.

n° machines: 62
n° benches: 23

Find more



FR. Design moderne, biomécanique Panatta. Fit Evo allie parfaitement fonctionnalité et esthétique, tout en garantissant un confort maximal pour tous les utilisateurs.

ES. Diseño moderno, biomecánica Panatta. Fit Evo combina perfectamente funcionalidad y estética, garantizando la máxima comodidad para todos los usuarios.

DE. Die FIT-EVO Linie von Panatta verbindet modernes Design mit einer sehr guten Biomechanik. Fit Evo Kraftgeräte sind ist die perfekte Kombination von Funktionalität und Ästhetik und garantieren höchsten Komfort für alle Benutzer.

RU. Современный дизайн. Биомеханика компании Panatta. Fit Evo прекрасно сочетает в себе функциональность и красивый внешний вид, гарантируя всем пользователям максимальный комфорт.

AR. تصميم حديث وبيوميكانيكي من صنع Panatta. تجمع تشكيلة Fit Evo بشكل تام ما بين العملية والجمالية. وتضمن أقصى حد من الراحة لجميع المستخدمين.

DESIGN
& MADE
INITALY

EVO



WILLIAM BONAC
IFBB PRO



CARTER IN ABS MATT BLACK
OPTIONAL





NEW GLUTEUS CIRCUIT

THE BEST 4 MACHINES FOR GLUTEUS WORKOUT

HIP THRUST



GLUTEUS MACHINE



STANDING ABDUCTOR MACHINE



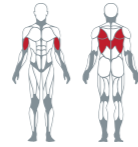
MASTER GLUTEUS PLUS






LAT PULLDOWN

UPPER BODY
1FE001

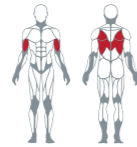


DIMENSIONS		LOAD		OPTIONAL
W	120 cm	H	240 cm	various bars and handles
L	140 cm	Wt	195 kg	



LAT PULLDOWN CONVERGENT

UPPER BODY
1FE007

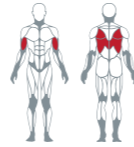


DIMENSIONS		LOAD	
W	125 cm	H	210 cm
L	170 cm	Wt	260 kg

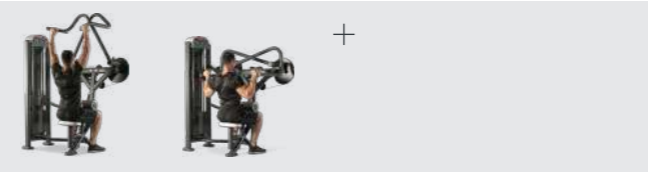


LAT PULLDOWN CIRCULAR

UPPER BODY
1FE002

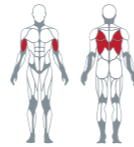


DIMENSIONS		LOAD	
W	150 cm	H	220 cm
L	95 cm	Wt	265 kg



HIGH ROW CONVERGENT

UPPER BODY
1FE006

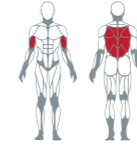


DIMENSIONS		LOAD	
W	115 cm	H	210 cm
L	160 cm	Wt	265 kg



PULLEY ROW

UPPER BODY
1FE003

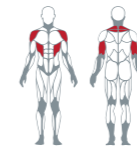


DIMENSIONS		LOAD		OPTIONAL
W	100 cm	H	225 cm	various bars and handles
L	175 cm	Wt	215 kg	




DELTOID PRESS

UPPER BODY
1FE025

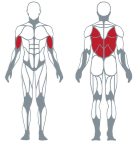


DIMENSIONS		LOAD	
W	160 cm	H	160 cm
L	170 cm	Wt	210 kg




ROWING MACHINE CIRCULAR

UPPER BODY
1FE004A

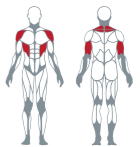


DIMENSIONS		LOAD		OPTIONAL
W	130 cm	H	185 cm	rotating handgrips
L	160 cm	Wt	270 kg	



DELTOID PRESS / BASE

UPPER BODY
1FE025B



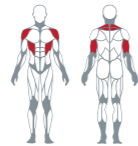
DIMENSIONS		LOAD	
W	160 cm	H	160 cm
L	125 cm	Wt	180 kg






DELTOID PRESS CIRCULAR

UPPER BODY
1FE024

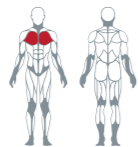


DIMENSIONS		LOAD	
W 145 cm	H 185 cm	Std 100 kg	
L 140 cm	Wt 275 kg	Opt 120 kg	



PECTORAL MACHINE

UPPER BODY
1FE035

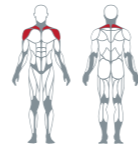


DIMENSIONS		LOAD	
W 145 cm	H 160 cm	Std 80 kg	
L 130 cm	Wt 230 kg	Opt 120 kg	




LATERAL DELTOIDS

UPPER BODY
1FE026

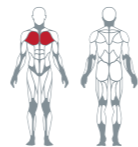


DIMENSIONS		LOAD	
W 125 cm	H 160 cm	Std 50 kg	
L 95 cm	Wt 175 kg		



PECTORAL MACHINE / BASE

UPPER BODY
1FE035B

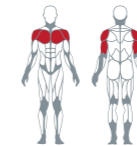


DIMENSIONS		LOAD	
W 145 cm	H 160 cm	Std 80 kg	
L 95 cm	Wt 220 kg	Opt 120 kg	



VERTICAL CHEST PRESS

UPPER BODY
1FE036

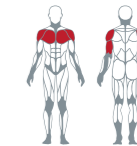


DIMENSIONS		LOAD	
W 150 cm	H 160 cm	Std 100 kg	
L 120 cm	Wt 230 kg		



VERTICAL CHEST PRESS / BASE

UPPER BODY
1FE036B

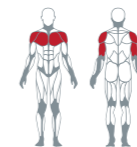


DIMENSIONS		LOAD	
W 150 cm	H 160 cm	Std 100 kg	
L 85 cm	Wt 215 kg		




VERTICAL CHEST PRESS CIRCULAR

UPPER BODY
1FE033

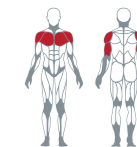


DIMENSIONS		LOAD	
W 145 cm	H 185 cm	Std 100 kg	
L 125 cm	Wt 270 kg	Opt 120 kg	




INCLINED CHEST PRESS CIRCULAR

UPPER BODY
1FE034



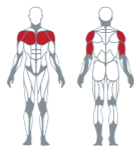
DIMENSIONS		LOAD	
W 145 cm	H 185 cm	Std 100 kg	
L 135 cm	Wt 265 kg	Opt 120 kg	





INCLINED CHEST PRESS

UPPER BODY
1FE037

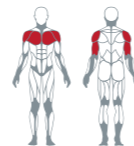


DIMENSIONS		LOAD	
W 160 cm	H 190 cm	Std 80 kg	
L 145 cm	Wt 210 kg	Opt 120 kg	



INCLINED CHEST PRESS/ BASE

UPPER BODY
1FE037B

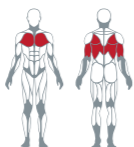


DIMENSIONS		LOAD	
W 160 cm	H 190 cm	Std 80 kg	
L 100 cm	Wt 200 kg	Opt 120 kg	



PULLOVER MACHINE

UPPER BODY
1FE039

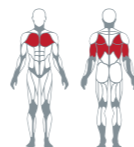


DIMENSIONS		LOAD	
W 140 cm	H 160 cm	Std 80 kg	
L 150 cm	Wt 235 kg	Opt 100 kg	



PULLOVER MACHINE / BASE

UPPER BODY
1FE039B

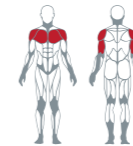


DIMENSIONS		LOAD	
W 140 cm	H 160 cm	Std 80 kg	
L 115 cm	Wt 225 kg	Opt 100 kg	



DIPS PRESS

UPPER BODY
1FE038

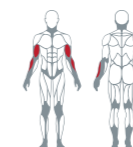


DIMENSIONS		LOAD	
W 120 cm	H 160 cm	Std 80 kg	
L 155 cm	Wt 245 kg	Opt 120 kg	



CURLING MACHINE

UPPER BODY
1FE051

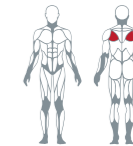


DIMENSIONS		LOAD	
W 110 cm	H 160 cm	Std 50 kg	
L 85 cm	Wt 165 kg	Opt 80 kg	



ROTARY CUFF

UPPER BODY
1FE027

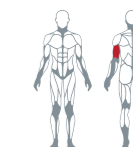


DIMENSIONS		LOAD	
W 150 cm	H 160 cm	Std 50 kg	
L 105 cm	Wt 190 kg	Opt 80 kg	



TRICEPS MACHINE

UPPER BODY
1FE053



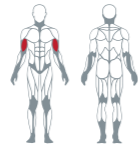
DIMENSIONS		LOAD	
W 115 cm	H 160 cm	Std 50 kg	
L 120 cm	Wt 170 kg	Opt 80 kg	





ALTERNATE ARM CURL

UPPER BODY
1FE056

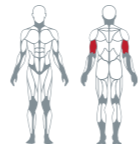


DIMENSIONS		LOAD	
W	150 cm	H	160 cm
L	85 cm	Wt	180 kg
		Std	50 kg
		Opt	80 kg



ALTERNATE ARM EXTENSION

UPPER BODY
1FE057

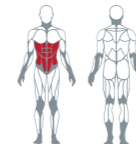


DIMENSIONS		LOAD	
W	150 cm	H	160 cm
L	85 cm	Wt	190 kg
		Std	50 kg
		Opt	80 kg



ABDOMINAL CRUNCH

CORE
1FE067

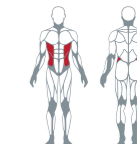


DIMENSIONS		LOAD	
W	130 cm	H	130 cm
L	130 cm	Wt	180 kg
		Std	50 kg
		Opt	80 kg



TORSION MACHINE

CORE
1FE066

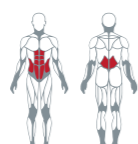


DIMENSIONS		LOAD	
W	145 cm	H	160 cm
L	110 cm	Wt	175 kg
		Std	50 kg
		Opt	100 kg



LOWER BACK

CORE
1FE005

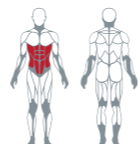


DIMENSIONS		LOAD	
W	140 cm	H	160 cm
L	150 cm	Wt	185 kg
		Std	50 kg
		Opt	120 kg



UPPER ABDOMINAL MACHINE

CORE
1FE065

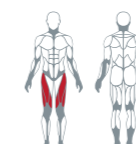


DIMENSIONS		LOAD	
W	140 cm	H	160 cm
L	160 cm	Wt	180 kg
		Std	50 kg
		Opt	100 kg



LEG EXTENSION

LOWER BODY
1FE081

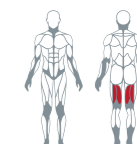


DIMENSIONS		LOAD	
W	105 cm	H	160 cm
L	150 cm	Wt	210 kg
		Std	80 kg
		Opt	100 kg



LEG CURLING

LOWER BODY
1FE082



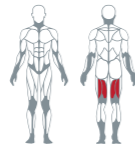
DIMENSIONS		LOAD	
W	100 cm	H	160 cm
L	165 cm	Wt	180 kg
		Std	50 kg
		Opt	80 kg





SEATED LEG CURLING

LOWER BODY
1FE083

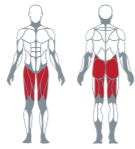


DIMENSIONS		LOAD	
W	105 cm	H	160 cm
L	155 cm	Wt	180 kg
		Std	50 kg
		Opt	80 kg



DUAL SYSTEM HORIZONTAL LEG PRESS


LOWER BODY
1FE095



- MAIN FEATURES**
- Physiological load curve with pantograph progressive system
 - Independent levers with blocking system: unilateral or bilateral exercise
 - Starting position adjustment

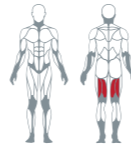


DIMENSIONS		LOAD	
W	115 cm	H	185 cm
L	195 cm	Wt	450 kg
		Std	200 kg
		Opt	250 kg



STANDING LEG CURLING

LOWER BODY
1FE084

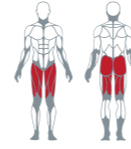


DIMENSIONS		LOAD	
W	110 cm	H	160 cm
L	140 cm	Wt	200 kg
		Std	50 kg
		Opt	80 kg




HORIZONTAL LEG PRESS

LOWER BODY
1FE085

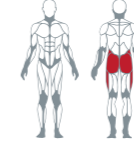


DIMENSIONS		LOAD		OPTIONAL
W	120 cm	H	185 cm	Adjustable carriage gas assisted
L	220 cm	Wt	355 kg	
		Std	150 kg	
		Opt	200 kg	



ABDUCTOR MACHINE

LOWER BODY
1FE086

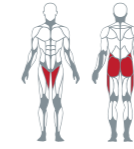


DIMENSIONS		LOAD	
W	70 cm	H	160 cm
L	180 cm	Wt	185 kg
		Std	50 kg
		Opt	100 kg



ADDUCTOR/ABDUCTOR MACHINE

LOWER BODY
1FE093

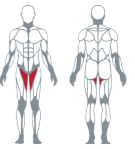


DIMENSIONS		LOAD	
W	70 cm	H	160 cm
L	185 cm	Wt	200 kg
		Std	50 kg
		Opt	100 kg



ADDUCTOR MACHINE

LOWER BODY
1FE087

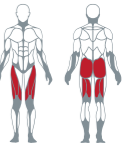


DIMENSIONS		LOAD	
W	70 cm	H	160 cm
L	185 cm	Wt	185 kg
		Std	50 kg
		Opt	100 kg



MASTER GLUTEUS


LOWER BODY
1FE094



- MAIN FEATURES**
- Multiple workout position: adjustable system for selecting the workout level on 3 different angles
 - Adjustable thrust arm non-slip painted
 - Elbow padding and support grips with horizontal adjustment



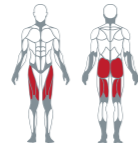
DIMENSIONS		LOAD	
W	105 cm	H	160 cm
L	205 cm	Wt	275 kg
		Std	100 kg
		Opt	120 kg





MASTER GLUTEUS PLUS

LOWER BODY
1FE094A




MAIN FEATURES

- Multiple workout position: adjustable system for selecting the workout level on 3 different angles
- Adjustable thrust arm non-slip painted
- Elbow padding and support grips with horizontal adjustment
- Double padding for the perfect alignment of the thrust leg

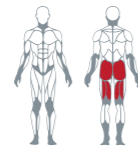


DIMENSIONS		LOAD	
W	115 cm	H	160 cm
L	205 cm	Std	100 kg
		Wt	335 kg
		Opt	120 kg



HIP THRUST

LOWER BODY
1FE097

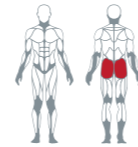


DIMENSIONS		LOAD		OPTIONAL
W	135 cm	H	160 cm	adjustable platform
L	180 cm	Std	100 kg	
		Wt	290 kg	
		Opt	120 kg	



GLUTEUS MACHINE

LOWER BODY
1FE088

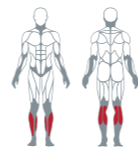


DIMENSIONS		LOAD	
W	110 cm	H	160 cm
L	150 cm	Std	50 kg
		Wt	215 kg
		Opt	80 kg




CALF MACHINE

LOWER BODY
1FE089

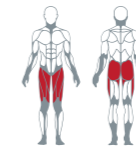


DIMENSIONS		LOAD	
W	100 cm	H	190 cm
L	95 cm	Std	100 kg
		Wt	210 kg
		Opt	120 kg




MULTI HIP

LOWER BODY
1FE090

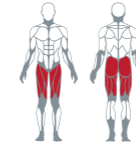


DIMENSIONS		LOAD	
W	100 cm	H	160 cm
L	135 cm	Std	50 kg
		Wt	190 kg



POWER RUNNER

LOWER BODY
1FE098

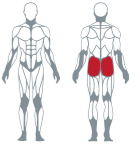


DIMENSIONS		LOAD	
W	115 cm	H	180 cm
L	200 cm	Std	100 + 100 kg
		Wt	480 kg




STANDING ABDUCTOR MACHINE

LOWER BODY
1FE096

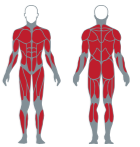


DIMENSIONS		LOAD	
W	80 cm	H	160 cm
L	160 cm	Std	100 kg
		Wt	230 kg



CABLE CROSSOVER

MULTIFUNCTIONAL
1FE111



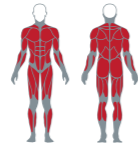
DIMENSIONS		LOAD		OPTIONAL
W	100 cm	H	220 cm	various bars and handles
L	370 cm	Std	50 kg	
		Wt	245 kg	
		Opt	100 kg	






ADJUSTABLE CABLE CROSSOVER

MULTIFUNCTIONAL
1FE125

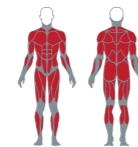


DIMENSIONS		LOAD		OPTIONAL
W	95 cm	H	230 cm	Std 50 kg Opt 100 kg various bars and handles
L	390 cm	Wt	390 kg	




4-STATION MULTI GYM + CABLE STATION WITH BAR

MULTIFUNCTIONAL
1FE112+1FE116

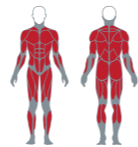


DIMENSIONS		LOAD		OPTIONAL
W	130 cm	H	230 cm	Std 50 kg Opt 100 kg back rest; various bars and handles
L	445 cm	Wt	505 kg	



4-STATION MULTI GYM

MULTIFUNCTIONAL
1FE112

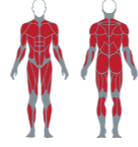


DIMENSIONS		LOAD		OPTIONAL
W	130 cm	H	230 cm	Std 50 kg Opt 100 kg back rest; various bars and handles
L	140 cm	Wt	350 kg	




4 STATION MULTI GYM + ADJUSTABLE CABLE STATION WITH BAR

MULTIFUNCTIONAL
1FE112 +1FE124

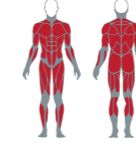


DIMENSIONS		LOAD		OPTIONAL
W	130 cm	H	230 cm	Std 50 kg Opt 100 kg back rest; various bars and handles
L	470 cm	Wt	570 kg	



SMITH MACHINE LINEAR BEARINGS

MULTIFUNCTIONAL
1FE113B

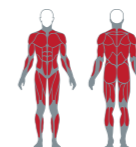


DIMENSIONS		LOAD		OPTIONAL
W	200 cm	H	215 cm	Max 200 kg 1FE201 Fully Adjustable Bench
L	150 cm	Wt	140 kg	



JUNGLE MACHINE

MULTIFUNCTIONAL
1FE115

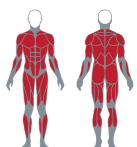


DIMENSIONS		LOAD		OPTIONAL
W	240 cm	H	240 cm	Std 50/100 kg Opt 100/120 kg back rest; various bars and handles
L	175 cm	Wt	525 kg	



HIGH LOW PULLEY

MULTIFUNCTIONAL
1FE114B

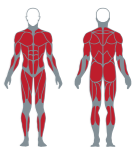


DIMENSIONS		LOAD		OPTIONAL
W	95 cm	H	230 cm	Std 50 kg Opt 100 kg various bars and handles large lateral support handles
L	90 cm	Wt	150 kg	



JUNGLE MACHINE HLP

MULTIFUNCTIONAL
1FE120



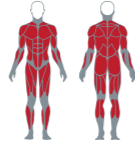
DIMENSIONS		LOAD		OPTIONAL
W	240 cm	H	240 cm	Std 50/100 kg Opt 100/120 kg back rest; various bars and handles
L	175 cm	Wt	525 kg	





JUNGLE MACHINE + CABLE STATION WITH BAR

MULTIFUNCTIONAL
1FE115+1FE116

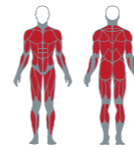


DIMENSIONS		LOAD		OPTIONAL
W	240 cm	H	240 cm	back rest; various bars and handles
L	440 cm	Wt	675 kg	



JUNGLE MACHINE HLP + ADJUSTABLE CABLE STATION WITH BAR

MULTIFUNCTIONAL
1FE120 + 1FE124



DIMENSIONS		LOAD		OPTIONAL
W	240 cm	H	240 cm	back rest; various bars and handles
L	470 cm	Wt	740 kg	

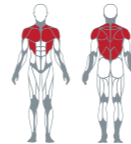


STANDING MULTI FLIGHT MACHINE

UPPER BODY
1FE028

MAIN FEATURES

- Machine to train deltoids, pectorals and back muscles
- Height adjustment of the rotation centres with counterbalanced and gas assisted cart
- Range of motion: starting angle adjustment
- Cam to ensure a natural adaptation of the load
- Headrest
- Counterbalanced arms
- Wide platform with removable frame
- Central fixed handle to stabilize the body in the execution of monolateral exercise

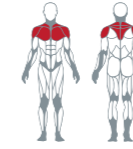


DIMENSIONS		LOAD	
W	80 cm	H	195 cm
L	145 cm	Wt	280 kg



PECK BACK

MULTIFUNCTIONAL
1FE117

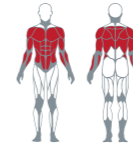


DIMENSIONS		LOAD	
W	140 cm	H	195 cm
L	130 cm	Wt	165 kg



CHIN AND DIP COUNTER BALANCED

MULTIFUNCTIONAL
1FE121



DIMENSIONS		LOAD	
W	110 cm	H	240 cm
L	165 cm	Wt	300 kg

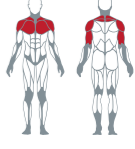


MULTIPURPOSE PRESS

MULTIFUNCTIONAL
1FE118A

MAIN FEATURES:

- Four machines in one
- Bench horizontal adjustment: 4 positions
- Back inclination adjustment gas assisted: 8 positions from -15° declined to 85° inclined
- Seat inclination adjustment: 3 positions
- Big handle start position adjustment: 15 positions



DIMENSIONS		LOAD	
W	150 cm	H	160 cm
L	175 cm	Wt	305 kg



FLAT BENCH

BENCHES
1FE202



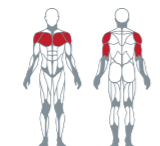
DIMENSIONS	
W	75 cm
L	140 cm
H	55 cm
Wt	40 kg





OLYMPIC FLAT BENCH

BENCHES
1FE203

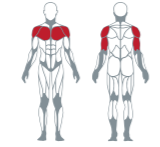


DIMENSIONS		LOAD	OPTIONAL
W 155 cm	H 135 cm	Max 310 kg	barbells
L 190 cm	Wt 80 kg		



OLYMPIC DECLINED BENCH

BENCHES
1FE206

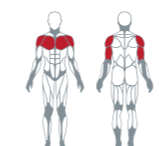


DIMENSIONS		LOAD	OPTIONAL
W 155 cm	H 135 cm	Max 310 kg	barbells
L 185 cm	Wt 80 kg		



OLYMPIC INCLINED BENCH

BENCHES
1FE205

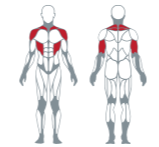


DIMENSIONS		LOAD	OPTIONAL
W 155 cm	H 165 cm	Max 310 kg	barbells
L 180 cm	Wt 140 kg		



OLYMPIC SHOULDER BENCH

BENCHES
1FE207



DIMENSIONS		LOAD	OPTIONAL
W 155 cm	H 185 cm	Max 310 kg	barbells
L 105 cm	Wt 110 kg		



MILITARY BENCH

BENCHES
1FE233



DIMENSIONS		LOAD
W 150 cm	H 190 cm	Max 400 kg
L 125 cm	Wt 110 kg	

CURL RACK

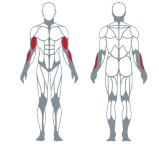
BENCHES
1FE209



DIMENSIONS	
W 110 cm	H 100 cm
L 85 cm	Wt 40 kg

SEATED CURL BENCH

BENCHES
1FE208

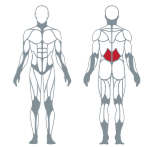


DIMENSIONS		OPTIONAL
W 85 cm	H 100 cm	barbells
L 100 cm	Wt 55 kg	



ADJUSTABLE BACK EXTENSION

BENCHES
1FE200



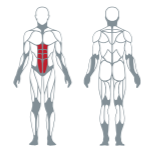
DIMENSIONS	
W 95 cm	H 130 cm
L 145 cm	Wt 75 kg





ADJUSTABLE CRUNCH BOARD

BENCHES
1FE210



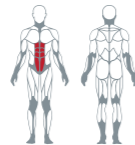
DIMENSIONS

W 75 cm H 110 cm
L 140 cm Wt 45 kg



SIT UP BOARD

BENCHES
1FE212



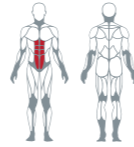
DIMENSIONS

W 80 cm H 130 cm
L 235 cm Wt 80 kg



REVERSE CRUNCH ABS

BENCHES
1FE217



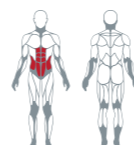
DIMENSIONS

W 155 cm H 140 cm
L 85 cm Wt 85 kg



ABDOMINAL ISOLATOR

BENCHES
1FE214



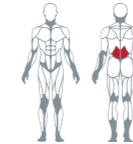
DIMENSIONS

W 105 cm H 170 cm
L 135 cm Wt 190 kg



IPEREXTENSION BENCH

BENCHES
1FE220



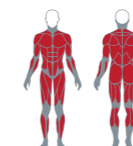
DIMENSIONS

W 80 cm H 120 cm
L 165 cm Wt 60 kg



SQUAT RACK

BENCHES
1FE230




DIMENSIONS

W 155 cm H 230 cm
L 150 cm Wt 145 kg

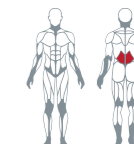
LOAD
Max 400 kg

OPTIONAL
barbells



IPEREXTENSION 45° BENCH

BENCHES
1FE221



DIMENSIONS

W 80 cm H 110 cm
L 150 cm Wt 80 kg




FULLY ADJUSTABLE BENCH

BENCHES
1FE201



DIMENSIONS

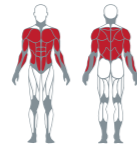
W 75 cm H 50 cm
L 145 cm Wt 45 kg






CHIN AND DIP

BENCHES
1FE211



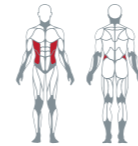
DIMENSIONS

W 135 cm H 265 cm
L 125 cm Wt 135 kg




TORSION BENCH

BENCHES
1FE213



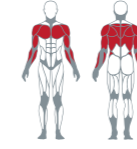
DIMENSIONS

W 75 cm H 150 cm
L 135 cm Wt 80 kg



MULTIPURPOSE SEATED BENCH

BENCHES
1FE204



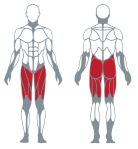
DIMENSIONS

W 75 cm H 100 cm
L 140 cm Wt 35 kg




SISSY SQUAT

BENCHES
1FE231



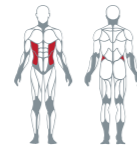
DIMENSIONS

W 65 cm H 55 cm
L 115 cm Wt 60 kg




STANDING DOUBLE TWISTER

BENCHES
1FE215



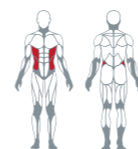
DIMENSIONS

W 75 cm H 150 cm
L 160 cm Wt 130 kg



STANDING AND SEATED DOUBLE TWISTER

BENCHES
1FE216



DIMENSIONS

W 105 cm H 150 cm
L 210 cm Wt 165 kg





Worldwide Fitness Company



strength - elegance - comfort

PANATTA SEC

Linea di macchine isotoniche firmata Panatta. Il design accattivante, la solidità e l'ottimo rapporto qualità/prezzo ne fanno una linea altamente competitiva.

Panatta's line of isotonic equipment. The attractive design, sturdiness, and the excellent price-quality ratio make this line highly competitive.

n° machines: 37
n° benches: 11

Find more



FR. Ligne de machines de musculation signées Panatta. Le design attractif, la solidité et l'excellent rapport qualité/prix en font une ligne hautement compétitive.

ES. Línea de máquinas isotónicas firmada por Panatta. El diseño cautivador, la solidez y una óptima relación calidad/precio hacen que sea una línea altamente competitiva.

DE. Panatta SEC – Linie. Sie vereint attraktives Design, beste Funktionen mit einem ausgezeichneten Preis-Leistungs-Verhältnis, was diese Linie besonders wettbewerbsfähig macht.

RU. Это линия изотонического оборудования марки Panatta. Привлекательный дизайн, прочность и прекрасное отношение между ценой и качеством сделали её конкурентоспособной линией.

AR.

تشكيلة من الماكينات المتساوية التوتر التي تحمل ماركة Panatta. تشكيلة منافسة للغاية بفضل التصميم الفاتن والصلابة العالية والعلاقة الممتازة ما بين النوعية/السعر.

DESIGN
& MADE
INITALY

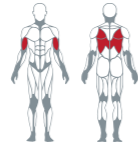




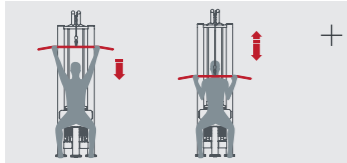


LAT PULLDOWN

UPPER BODY
1SC001

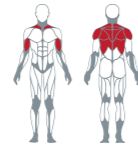


DIMENSIONS		LOAD		OPTIONAL
W	120 cm	H	230 cm	various bars and handles
L	115 cm	Wt	140 kg	
		Std	80 kg	
		Opt	100 kg	

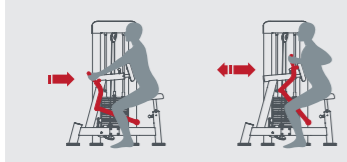


ROWING MACHINE

UPPER BODY
1SC004

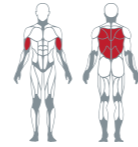


DIMENSIONS		LOAD	
W	130 cm	H	160/180 cm
L	115 cm	Wt	230 kg
		Std	80 kg
		Opt	100 kg

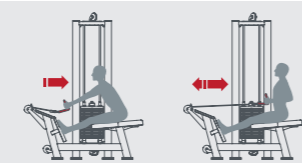


PULLEY ROW

UPPER BODY
1SC003

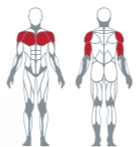


DIMENSIONS		LOAD		OPTIONAL
W	105 cm	H	215 cm	various bars and handles
L	175 cm	Wt	180 kg	
		Std	80 kg	
		Opt	100 kg	

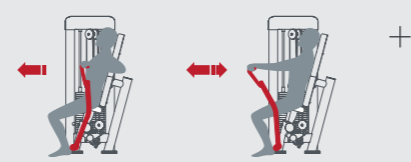


VERTICAL CHEST PRESS CONVERGENT PLUS

UPPER BODY
1SC034A

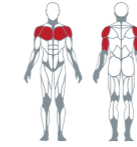


DIMENSIONS		LOAD		OPTIONAL
W	140 cm	H	160 cm	footrest with a slip-proof system
L	105 cm	Wt	220 kg	
		Std	80 kg	
		Opt	100 kg	



VERTICAL CHEST PRESS CONVERGENT

UPPER BODY
1SC034

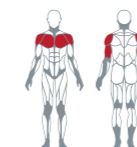


DIMENSIONS		LOAD		OPTIONAL
W	140 cm	H	160 cm	footrest with a slip-proof system
L	80 cm	Wt	200 kg	
		Std	80 kg	
		Opt	100 kg	

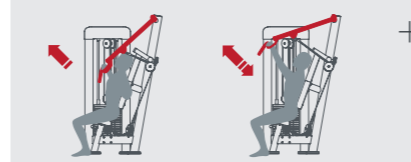


INCLINED CHEST PRESS CONVERGENT

UPPER BODY
1SC037

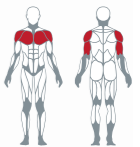


DIMENSIONS		LOAD		OPTIONAL
W	165 cm	H	175 cm	footrest with a slip-proof system
L	100 cm	Wt	190 kg	
		Std	80 kg	
		Opt	100 kg	

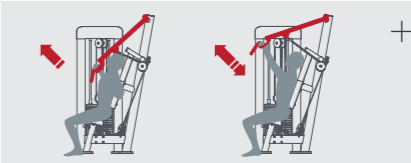


INCLINED CHEST PRESS CONVERGENT PLUS

UPPER BODY
1SC037A

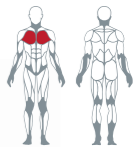


DIMENSIONS		LOAD		OPTIONAL
W	165 cm	H	190 cm	footrest with a slip-proof system
L	130 cm	Wt	220 kg	
		Std	80 kg	
		Opt	100 kg	

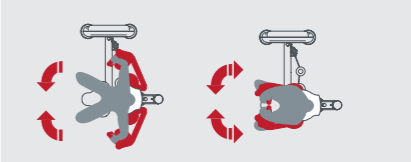


PECTORAL MACHINE PLUS

UPPER BODY
1SC035A



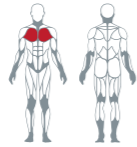
DIMENSIONS		LOAD	
W	140 cm	H	160 cm
L	125 cm	Wt	210 kg
		Std	50 kg
		Opt	80/100 kg



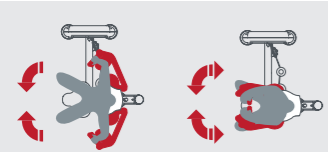


PECTORAL MACHINE

UPPER BODY
1SC035

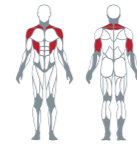


DIMENSIONS		LOAD	
W 140 cm	H 160 cm	Std 50 kg	
L 95 cm	Wt 180 kg	Opt 80/100 kg	

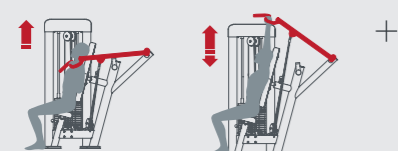


DELTOID PRESS CONVERGENT

UPPER BODY
1SC024

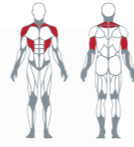


DIMENSIONS		LOAD		OPTIONAL
W 165 cm	H 160 cm	Std 80 kg		footrest with a slip-proof system
L 135 cm	Wt 190 kg	Opt 100 kg		

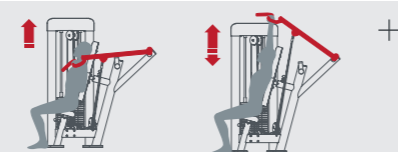


DELTOID PRESS CONVERGENT PLUS

UPPER BODY
1SC024A

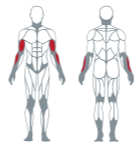


DIMENSIONS		LOAD		OPTIONAL
W 165 cm	H 160 cm	Std 80 kg		footrest with a slip-proof system
L 170 cm	Wt 215 kg	Opt 100 kg		



CURLING MACHINE

UPPER BODY
1SC051

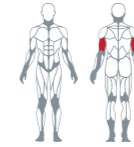


DIMENSIONS		LOAD	
W 110 cm	H 160 cm	Std 50 kg	
L 90 cm	Wt 150 kg	Opt 80 kg	



TRICEPS MACHINE

UPPER BODY
1SC053

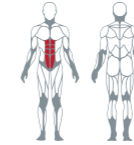


DIMENSIONS		LOAD	
W 100 cm	H 160 cm	Std 60 kg	
L 115 cm	Wt 155 kg		



UPPER ABDOMINAL MACHINE

CORE
1SC065

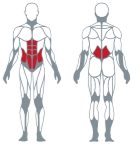


DIMENSIONS		LOAD	
W 95 cm	H 160 cm	Std 50 kg	
L 115 cm	Wt 145 kg	Opt 80 kg	



LOWER BACK

CORE
1SC005

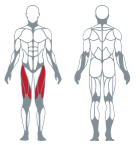


DIMENSIONS		LOAD	
W 140 cm	H 160 cm	Std 60 kg	
L 105 cm	Wt 165 kg	Opt 80 kg	

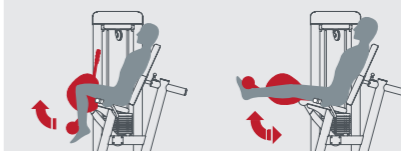


LEG EXTENSION

LOWER BODY
1SC081



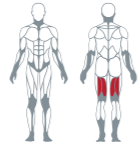
DIMENSIONS		LOAD	
W 105 cm	H 160/180 cm	Std 50 kg	
L 150 cm	Wt 155 kg	Opt 80/100 kg	



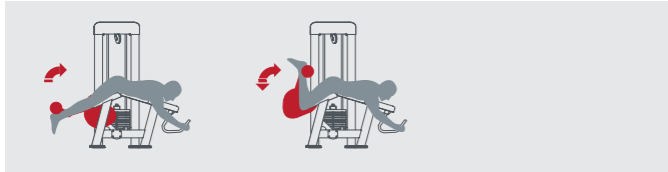


LEG CURLING

LOWER BODY
1SC082

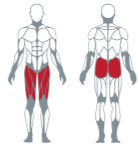


DIMENSIONS		LOAD	
W	105 cm	H	160/180 cm
L	165 cm	Wt	155 kg
		Std	50 kg
		Opt	80/100 kg



HORIZONTAL LEG PRESS

LOWER BODY
1SC085

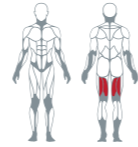


DIMENSIONS		LOAD	OPTIONAL
W	120 cm	Std	150 kg
L	200 cm	Opt	200 kg
H	205 cm		Adjustable carriage gas assisted
Wt	350 kg		



SEATED LEG CURLING

LOWER BODY
1SC083

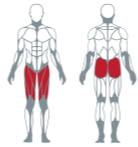


DIMENSIONS		LOAD	
W	105 cm	H	160/180 cm
L	155 cm	Wt	155 kg
		Std	50 kg
		Opt	80/100 kg



HORIZONTAL LEG PRESS MEDICAL

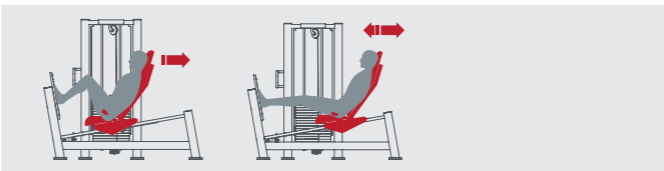
LOWER BODY
1SC085M



- MAIN FEATURES:**
- Adjustable shoulders rest
 - Adjustable backrest inclination gas assisted in 2 positions
 - Platform with adjustable inclination
 - Range limiting system

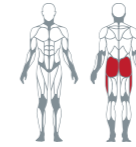


DIMENSIONS		LOAD	
W	120 cm	Std	120 kg
L	205 cm		
H	150 cm		
Wt	310 kg		

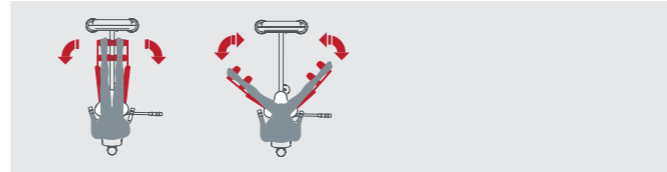


ABDUCTOR MACHINE

LOWER BODY
1SC086

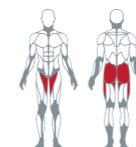


DIMENSIONS		LOAD	
W	180 cm	H	160 cm
L	165 cm	Wt	130 kg
		Std	50 kg
		Opt	80 kg

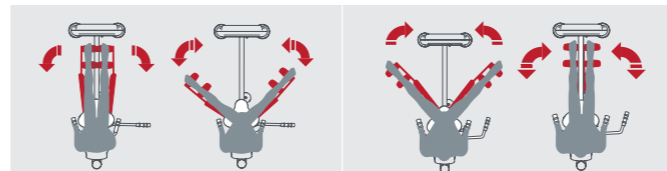


ADDUCTOR/ABDUCTOR MACHINE

LOWER BODY
1SC093

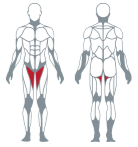


DIMENSIONS		LOAD	
W	65 cm	H	160 cm
L	170 cm	Wt	230 kg
		Std	50 kg
		Opt	80 kg

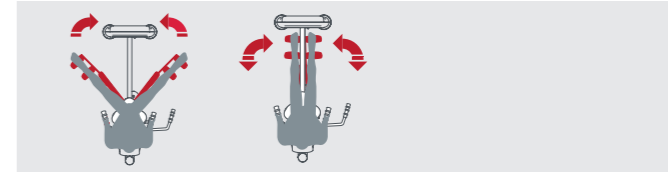


ADDUCTOR MACHINE

LOWER BODY
1SC087



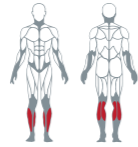
DIMENSIONS		LOAD	OPTIONAL
W	180 cm	Std	50 kg
L	165 cm	Opt	80 kg
H	160 cm		pre-load lever
Wt	130 kg		





CALF MACHINE

LOWER BODY
1SC089

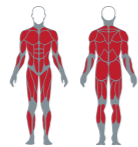


DIMENSIONS		LOAD	
W	65 cm	H	185 cm
L	75 cm	Wt	165 kg
		Std	100 kg
		Opt	120 kg

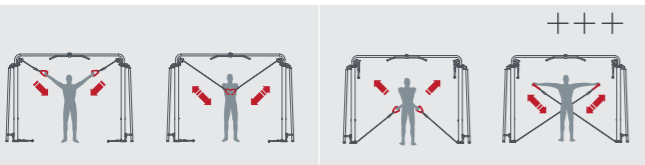


CABLE CROSSOVER

MULTIFUNCTIONAL
1SC111

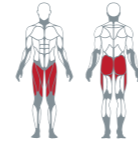


DIMENSIONS		LOAD	OPTIONAL
W	125 cm	Std 50 kg	multi traction bar; various bars and handles
L	370 cm	Wt 290 kg Opt 80 kg	




MULTI HIP

LOWER BODY
1SC090

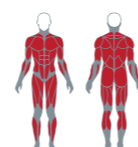


DIMENSIONS		LOAD	
W	100 cm	H	160 cm
L	125 cm	Wt	140 kg
		Std	50 kg

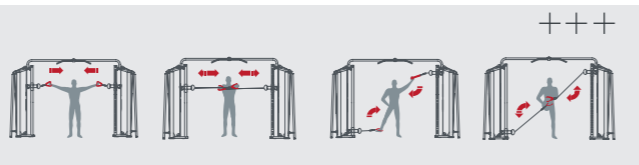


ADJUSTABLE CABLE CROSSOVER

MULTIFUNCTIONAL
1SC120

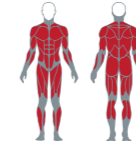


DIMENSIONS		LOAD	OPTIONAL
W	125 cm	Std 50 kg	multi traction bar; various bars and handles
L	430 cm	H 240 cm Wt 330 kg Opt 80 kg	

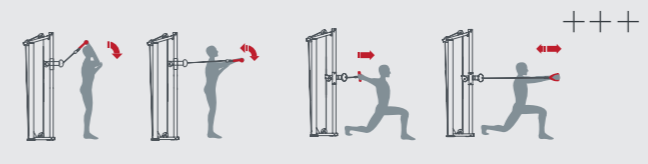


HIG LOW PULLEY

MULTIFUNCTIONAL
1SC114

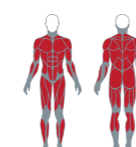


DIMENSIONS		LOAD	OPTIONAL
W	100 cm	H 225 cm	various bars and handles
L	115 cm	Wt 150 kg Std 50 kg Opt 80 kg	

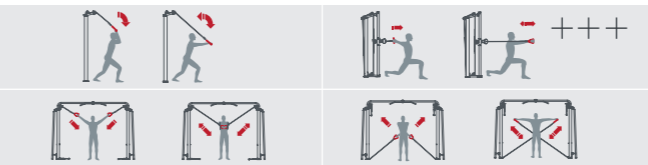


4-STATION MULTI GYM + CABLE STATION WITH BAR

MULTIFUNCTIONAL
1SC112+1SC116

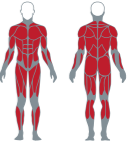


DIMENSIONS		LOAD	OPTIONAL
W	110 cm	H 235 cm	various bars and handles
L	425 cm	Wt 450 kg Std 50 kg Opt 80 kg	

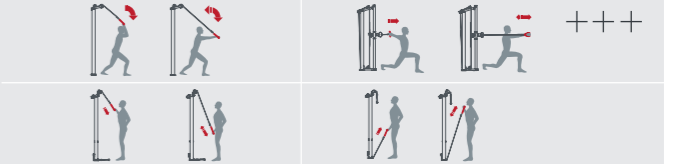


4-STATION MULTI GYM

MULTIFUNCTIONAL
1SC112

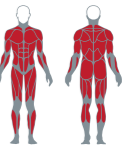


DIMENSIONS		LOAD	OPTIONAL
W	110 cm	H 225 cm	various bars and handles
L	140 cm	Wt 330 kg Std 50 kg Opt 80 kg	

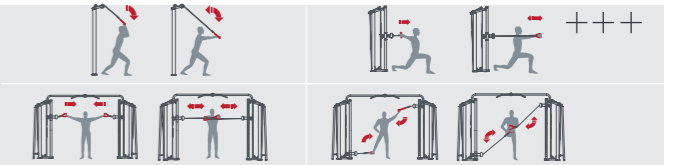


4-STATION MULTI GYM + ADJUSTABLE CABLE STATION WITH BAR

MULTIFUNCTIONAL
1SC112+1SC124



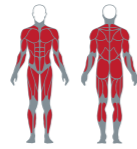
DIMENSIONS		LOAD	OPTIONAL
W	110 cm	H 240 cm	multi traction bar; various bars and handles
L	435 cm	Wt 480 kg Std 50 kg Opt 80 kg	



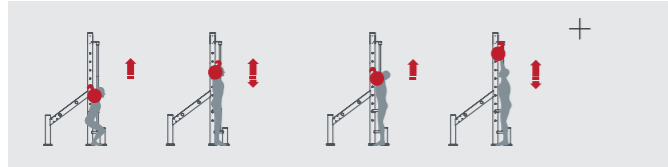


SMITH MACHINE LINEAR BEARINGS

MULTIFUNCTIONAL
1SC113A

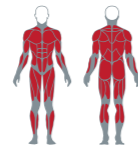


DIMENSIONS		LOAD	OPTIONAL
W 225 cm	H 220 cm	Max 310 kg	1SC201 fully adjustable bench
L 125 cm	Wt 135 kg		

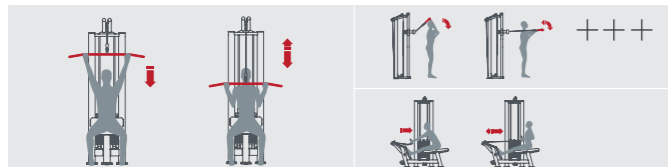


JUNGLE MACHINE HLP

MULTIFUNCTIONAL
1SC115HLP

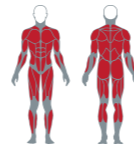


DIMENSIONS		LOAD	OPTIONAL
W 185 cm	H 225 cm	Std 50/80 kg	various bars and handles
L 210 cm	Wt 350 kg	Opt 80/100 kg	

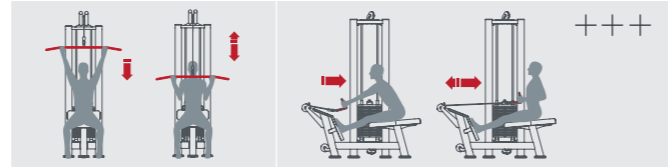


JUNGLE MACHINE

MULTIFUNCTIONAL
1SC115

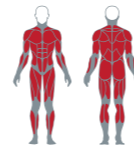


DIMENSIONS		LOAD	OPTIONAL
W 160 cm	H 230 cm	Std 50/80 kg	various bars and handles
L 185 cm	Wt 345 kg	Opt 80/100 kg	

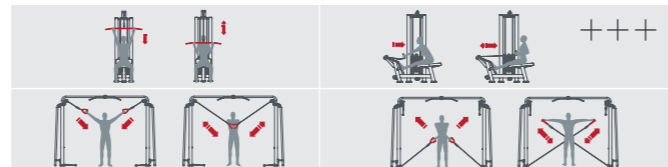


JUNGLE MACHINE + CABLE STATION WITH BAR

MULTIFUNCTIONAL
1SC115+1SC116

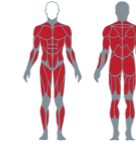


DIMENSIONS		LOAD	OPTIONAL
W 185 cm	H 235 cm	Std 50/80 kg	multi traction bar; various bars and handles
L 510 cm	Wt 520 kg	Opt 80/100 kg	

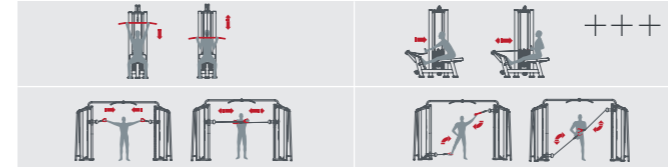


JUNGLE MACHINE HLP + ADJUSTABLE CABLE STATION WITH BAR

MULTIFUNCTIONAL
1SC115HLP+1SC124

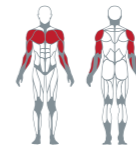


DIMENSIONS		LOAD	OPTIONAL
W 185 cm	H 240 cm	Std 50/80 kg	multi traction bar; various bars and handles
L 455 cm	Wt 540 kg	Opt 80/100 kg	



OLYMPIC FLAT BENCH

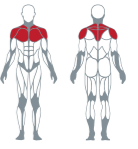
BENCHES
1SC203



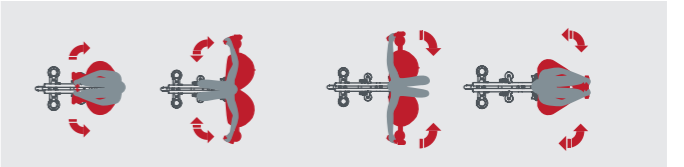
DIMENSIONS		LOAD	OPTIONAL
W 130 cm	H 130 cm	Max 310 kg	barbells
L 125 cm	Wt 80 kg		

PECK BACK

UPPER BODY
1SC117

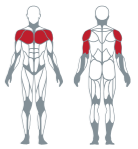


DIMENSIONS		LOAD
W 170 cm	H 190 cm	Std 50 kg
L 135 cm	Wt 160 kg	Opt 80 kg



OLYMPIC INCLINED BENCH

BENCHES
1SC205



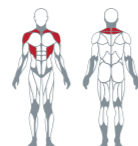
DIMENSIONS		LOAD	OPTIONAL
W 130 cm	H 160 cm	Max 310 kg	barbells
L 140 cm	Wt 120 kg		





OLYMPIC SHOULDER BENCH

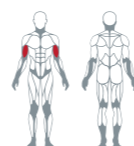
BENCHES
1SC207



DIMENSIONS	LOAD	OPTIONAL
W 130 cm H 180 cm	Max 310 kg	barbells
L 105 cm Wt 100 kg		

SEATED CURL BENCH

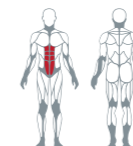
BENCHES
1SC208



DIMENSIONS	OPTIONAL
W 75 cm H 95 cm	barbells
L 90 cm Wt 45 kg	

AB CRUNCH BENCH

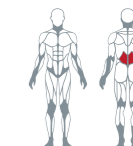
BENCHES
1SC218



DIMENSIONS
W 110 cm H 105 cm
L 145 cm Wt 115 kg

IPEREXTENSION 45° BENCH

BENCHES
1SC221



DIMENSIONS
W 75 cm H 110 cm
L 150 cm Wt 45 kg

CURL RACK

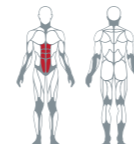
BENCHES
1SC209



DIMENSIONS	OPTIONAL
W 75 cm H 105 cm	barbells
L 55 cm Wt 40 kg	

ADJUSTABLE CRUNCH BOARD

BENCHES
1SC210



DIMENSIONS
W 60 cm H 100 cm
L 130 cm Wt 45 kg

FULLY ADJUSTABLE BENCH

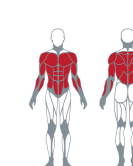
BENCHES
1SC201



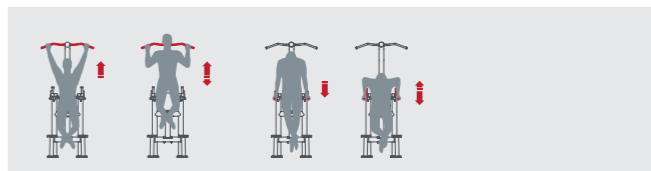
DIMENSIONS
W 70 cm H 50 cm
L 145 cm Wt 40 kg

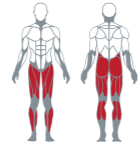
CHIN AND DIP (CHIN OPTIONAL)

BENCHES
1SC211

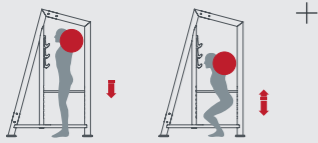


DIMENSIONS	DIMENSIONS WITH CHIN	OPTIONAL
W 85 cm H 110 cm	W 160 cm H 245 cm	chin
L 115 cm Wt 105 kg	L 115 cm Wt 135 kg	




SQUAT RACKBENCHES
1SC230

DIMENSIONS		LOAD	OPTIONAL
W	125 cm	Max 310 kg	barbells
L	150 cm		
H	225 cm		
Wt	180 kg		



WORLD CLASS
FITNESS CHAIN
RUSSIA





Worldwide Fitness Company

FREWEIGHT®
SPECIAL

FREWEIGHT SPECIAL

FreeWeight Special è l'evoluzione dell'eccellenza biomeccanica e del design. Una linea di macchinari a pesi liberi full optional, dotata di sistemi che ne caratterizzano l'estrema funzionalità e precisione. FreeWeight Special non ha eguali sul mercato e rappresenta la migliore biomeccanica articolare per allenarsi ai massimi livelli in sicurezza e comfort.

FreeWeight Special is the natural evolution of biomechanics excellence and design. A full optional free weights machines line that has been equipped with such systems featuring functionality and precision. FreeWeight Special has no equal in the market and represents the best joint biomechanics to apply to high intensity training in total safety and comfort.

n° machines: 41
n° benches: 2

Find more



FR. FreeWeight Special représente l'évolution de l'excellence biomécanique et du design. Une gamme de machines à poids libres full optional, caractérisées par une grande fonctionnalité et fiabilité. FreeWeight Special n'a pas d'égal sur le marché, en offrant la meilleure biomécanique articulaire pour s'entraîner à haute intensité, en toute sécurité et confort.

ES. FreeWeight Special es la evolución de la excelencia biomecánica y del diseño. Una línea de máquinas con pesos libres full optional, dotadas de sistemas que caracterizan su extrema funcionalidad y precisión. FreeWeight Special no tiene igual en el mercado y representa la mejor biomecánica articular para entrenar a los más altos niveles en seguridad y confort.

DE. Die Free Weight-Special Line ist eine Weiterentwicklung im Bereich der Biomechanik und modernem Design. Eine komplette Linie von Free Weight Geräten, ausgestattet mit neuen Varianten, die sich durch Funktionalität und Präzision auszeichnen. Die Free Weight-Special Line sucht seines Gleichen auf dem Markt und überzeugt durch eine hervorragende Biomechanik, um ein hochintensives Training in absoluter Sicherheit und Komfort durchzuführen.

RU. FreeWeight Special - это эволюция биомеханического совершенства и дизайна. Полнокомплектная линейка тренажеров со свободными весами, оснащенная системами, которые подчеркивают ее исключительную функциональность и точность. FreeWeight Special не имеет аналогов на рынке и обеспечивает наилучшую биомеханику суставов, что дает возможность комфортно и безопасно тренироваться с максимальным эффектом.

AR.

فري ويت إس FreeWeight Special هو تطور التميز في الميكانيكا الحيوية والتصميم. وهو خط من الأجهزة للوزن الحر كاملة الخيارات، والمجهزة بأنظمة تميز وظائفها ودقتها القصوى FreeWeight Special ليس له مثيل في السوق ويمثل أفضل ميكانيكا حيوية مفصلة للتدريب على أعلى المستويات في السلامة والراحة.

DESIGN
& MADE
INITALY

FREWEIGHT[®]
SPECIAL

CHAMPIONS TRAIN WITH PANATTA



WILLIAM BONAC
IFBB PRO

FREWEIGHT®
SPECIAL

**CHAMPIONS
TRAIN WITH
PANATTA**

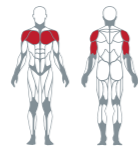


WILLIAM BONAC
IFBB PRO



SPECIAL
SUPER VERTICAL CHEST PRESS

UPPER BODY
1FW036

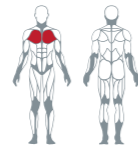


DIMENSIONS		LOAD	OPTIONAL
W 150 cm	H 165 cm	Max 270 kg	footrest with a slip-proof system; additional weight holders
L 200 cm	Wt 265 kg		



SPECIAL
SUPER HORIZONTAL FLIGHT MACHINE


UPPER BODY
1FW043



- MAIN FEATURES**
- Fixed lateral handgrips for body stabilization when performing monolateral exercise;
 - Jointed handles;
 - Spring-loaded counterweight to reset the empty weight of exercise levers

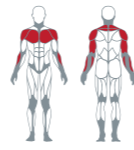


DIMENSIONS		LOAD	OPTIONAL
W 155 cm	H 120 cm	Max 220 kg	additional weight holders
L 215 cm	Wt 230 kg		



SPECIAL
SUPER INCLINED CHEST PRESS

UPPER BODY
1FW035

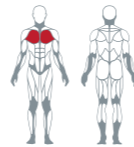


DIMENSIONS		LOAD	OPTIONAL
W 150 cm	H 190 cm	Max 270 kg	additional weight holders footrest with a slip-proof system
L 185 cm	Wt 275 kg		



SPECIAL
SUPER INCLINED FLIGHT MACHINE

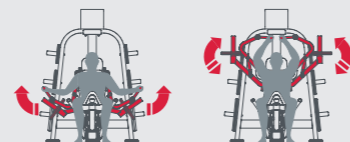
UPPER BODY
1FW038



- MAIN FEATURES**
- Fixed lateral handgrips for body stabilization in monolateral performing;
 - Jointed handles;
 - Spring-loaded counterweight to reset the empty weight of exercise levers

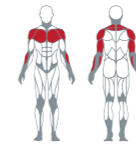


DIMENSIONS		LOAD	OPTIONAL
W 135 cm	H 165 cm	Max 220 kg	additional weight holders
L 205 cm	Wt 265 kg		



SPECIAL
SUPER DECLINED CHEST PRESS

UPPER BODY
1FW041

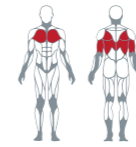


DIMENSIONS		LOAD	OPTIONAL
W 150 cm	H 165 cm	Max 270 kg	additional weight holders footrest with a slip-proof system
L 200 cm	Wt 270 kg		



SPECIAL
SUPER PULLOVER MACHINE

UPPER BODY
1FW139

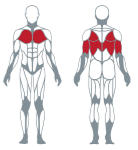


DIMENSIONS		LOAD	OPTIONAL
W 150 cm	H 165 cm	Max 135 kg	additional weight holders
L 180 cm	Wt 230 kg		



SPECIAL
SUPER PULLOVER MACHINE

UPPER BODY
1FW039

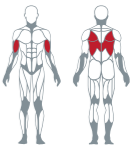


DIMENSIONS		LOAD	OPTIONAL
W 150 cm	H 165 cm	Max 270 kg	additional weight holders
L 220 cm	Wt 285 kg		



SPECIAL
SUPER LAT MACHINE CONVERGENT

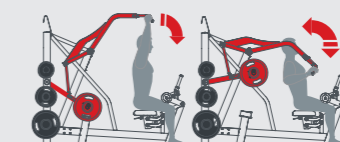
UPPER BODY
1FW001



- MAIN FEATURES**
- Multiple handgrips for a prone, semi prone or semisupine grip
 - Fixed central handgrip for body stabilization in monolateral exercise



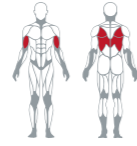
DIMENSIONS		LOAD	OPTIONAL
W 150 cm	H 190 cm	Max 270 kg	additional weight holders footrest with a slip-proof system
L 210 cm	Wt 300 kg		



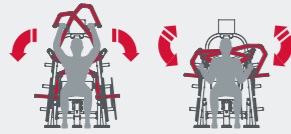


SPECIAL
SUPER LAT PULLDOWN CIRCULAR

UPPER BODY
1FW101

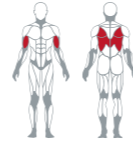


DIMENSIONS		LOAD	OPTIONAL
W 170 cm	H 220 cm	Max 270 kg	additional weight holders
L 160 cm	Wt 240 kg		



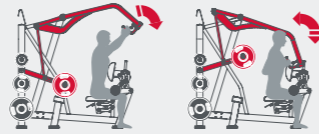
SPECIAL
SUPER HIGH ROW

UPPER BODY
1FW003



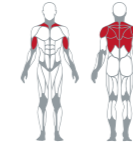
- MAIN FEATURES**
- ▀ Multigrip handles adjustable in 3 positions
 - ▀ Independent levers for mono-lateral or bi-lateral exercise
 - ▀ Fixed central handle to stabilize the body during the mono-lateral exercise

DIMENSIONS		LOAD	OPTIONAL
W 150 cm	H 215 cm	Max 270 kg	additional weight holders footrest with a slip-proof
L 200 cm	Wt 315 kg		



SPECIAL
SUPER ROWING

UPPER BODY
1FW004

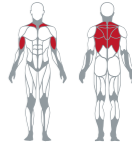


DIMENSIONS		LOAD	OPTIONAL
W 140 cm	H 115 cm	Max 270 kg	additional weight holders
L 175 cm	Wt 190 kg		



SPECIAL
T-BAR ROW

UPPER BODY
1FW007



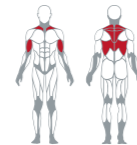
- MAIN FEATURES**
- ▀ Independent levers with blocking system: unilateral or bilateral exercise

DIMENSIONS		LOAD	OPTIONAL
W 115 cm	H 140 cm	Max 270 kg	additional weight holders; rotating handrips
L 155 cm	Wt 170 kg		

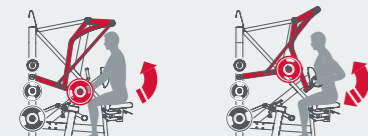


SPECIAL
SUPER POWER ROW

UPPER BODY
1FW102

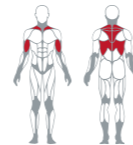


DIMENSIONS		LOAD	OPTIONAL
W 150 cm	H 190 cm	Max 270 kg	additional weight holders
L 155 cm	Wt 220 kg		



SPECIAL
SUPER LOW ROW

UPPER BODY
1FW002

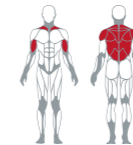


DIMENSIONS		LOAD	OPTIONAL
W 150 cm	H 190 cm	Max 270 kg	additional weight holders
L 155 cm	Wt 210 kg		



SPECIAL
SUPER DORSY BAR

UPPER BODY
1FW005

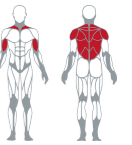


DIMENSIONS		LOAD	OPTIONAL
W 125 cm	H 140 cm	Max 155 kg	additional weight holders
L 185 cm	Wt 150 kg		




SPECIAL
FRONT DORSY BAR

UPPER BODY
1FW105



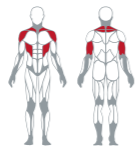
DIMENSIONS		LOAD	OPTIONAL
W 150 cm	H 165 cm	Max 270 kg	additional weight holders supergrip platform
L 150 cm	Wt 175 kg		



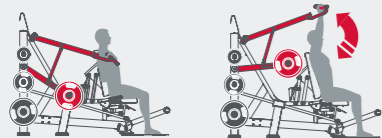


SPECIAL
SUPER DELTOID PRESS

UPPER BODY
1FW025

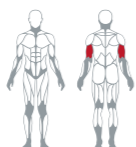


DIMENSIONS		LOAD	OPTIONAL
W 150 cm	H 165 cm	Max 270 kg	additional weight holders footrest with a slip-proof system
L 205 cm	Wt 225 kg		



SPECIAL
SUPER FRENCH PRESS MACHINE

UPPER BODY
1FW053



- MAIN FEATURES**
- Rotating handlebar with multiple grips
 - Spring counterbalance

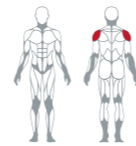


DIMENSIONS		LOAD	OPTIONAL
W 135 cm	H 165 cm	Max 220 kg	additional weight holders footrest with a slip-proof system
L 195 cm	Wt 200 kg		

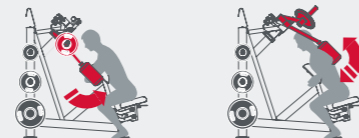


SPECIAL
BACK DELTOIDS

UPPER BODY
1FW026

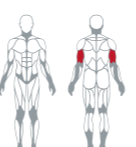


DIMENSIONS		LOAD	OPTIONAL
W 125 cm	H 165 cm	Max 220 kg	additional weight holders
L 155 cm	Wt 205 kg		



SPECIAL
ALTERNATE TRICEPS MACHINE

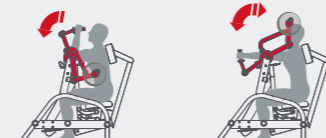
UPPER BODY
1FW052



- MAIN FEATURES**
- Gas assisted adjustable rear support for the back

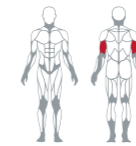


DIMENSIONS		LOAD	OPTIONAL
W 140 cm	H 140 cm	Max 220 kg	additional weight holders
L 165 cm	Wt 220 kg		



SPECIAL
TRICEPS MACHINE

UPPER BODY
1FW152



- MAIN FEATURES**
- Gas assisted adjustable rear support for the back.

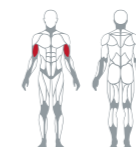


DIMENSIONS		LOAD	OPTIONAL
W 140 cm	H 155 cm	Max 110 kg	additional weight holders
L 140 cm	Wt 175 kg		



SPECIAL
CURLING MACHINE

UPPER BODY
1FW151

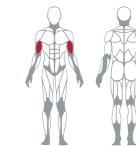


DIMENSIONS		LOAD	OPTIONAL
W 140 cm	H 125 cm	Max 110 kg	additional weight holders
L 125 cm	Wt 165 kg		



SPECIAL
ALTERNATE CURLING MACHINE

UPPER BODY
1FW051



DIMENSIONS		LOAD	OPTIONAL
W 155 cm	H 130 cm	Max 220 kg	additional weight holders
L 120 cm	Wt 200 kg		

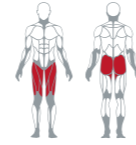




SPECIAL
SUPER LEG PRESS 45°

LOWER BODY
1FW086

- MAIN FEATURES**
- Adjustable run limit
 - Linear sliding system with constant load
 - Adjustable backrest
 - Wide pushing platform
 - Easy starting system with safety lever

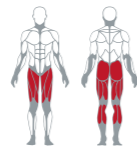


DIMENSIONS		LOAD	OPTIONAL		
W	185 cm	H	165 cm	Max 900 kg	additional weight holders
L	255 cm	Wt	410 kg		



SPECIAL
SUPER VERTICAL LEG PRESS

LOWER BODY
1FW093

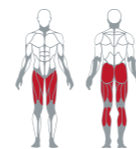


DIMENSIONS		LOAD	OPTIONAL		
W	230 cm	H	200 cm	Max 800 kg	additional weight holder
L	195 cm	Wt	350 kg		



SPECIAL
VERTICAL LEG PRESS

LOWER BODY
1FW193

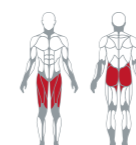


DIMENSIONS		LOAD	OPTIONAL		
W	230 cm	H	200 cm	Max 400 kg	carriage with 4 plate loaders; additional weight holder
L	195 cm	Wt	310 kg	Max (with optional) 800 kg	




SPECIAL
BELT SQUAT

LOWER BODY
1FW095

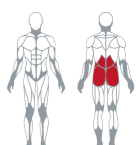


DIMENSIONS		LOAD	OPTIONAL		
W	150 cm	H	165 cm	Max 270 kg	additional weight holders
L	165 cm	Wt	200 kg		



SPECIAL
REVERSE HYPEREXTENSION

LOWER BODY
1FW096



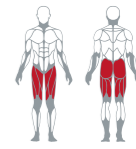
DIMENSIONS		LOAD	OPTIONAL		
W	130 cm	H	160 cm	Max 110 kg	additional weight holders
L	125 cm	Wt	175 kg		



SPECIAL
POWER RUNNER

UPPER BODY
1FW098

- MAIN FEATURES**
- Ideal workout for power, athletic performance and body building
 - Gas assisted setup of the starting position



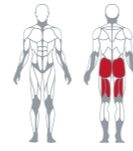
DIMENSIONS		LOAD	OPTIONAL		
W	150 cm	H	170 cm	Max 310 kg	additional weight holders
L	235 cm	Wt	260 kg		





SPECIAL
HIP THRUST

LOWER BODY
1FW097



Adjustable platform

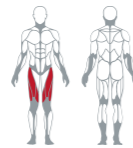


DIMENSIONS		LOAD	OPTIONAL
W	150 cm	Max 270 kg	adjustable platform
H	140 cm		additional weight holder
L	200 cm		
Wt	180 kg		



SPECIAL
ALTERNATE LEG EXTENSION

LOWER BODY
1FW081

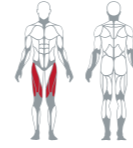


DIMENSIONS		LOAD	OPTIONAL
W	165 cm	Max 220 kg	additional weight holders
H	145 cm		
L	145 cm		
Wt	220 kg		



SPECIAL
LEG EXTENSION

LOWER BODY
1FW181

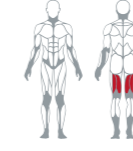


DIMENSIONS		LOAD	OPTIONAL
W	150 cm	Max 110 kg	additional weight holders
H	150 cm		
L	135 cm		
Wt	165 kg		



SPECIAL
ALTERNATE LEG CURLING

LOWER BODY
1FW082

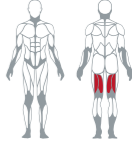


DIMENSIONS		LOAD	OPTIONAL
W	165 cm	Max 220 kg	additional weight holders
H	90 cm		
L	160 cm		
Wt	220 kg		



SPECIAL
LEG CURLING

LOWER BODY
1FW182

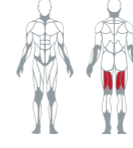


DIMENSIONS		LOAD	OPTIONAL
W	150 cm	Max 110 kg	additional weight holders
H	90 cm		
L	160 cm		
Wt	160 kg		



SPECIAL
SEATED LEG CURLING

LOWER BODY
1FW183

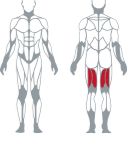


DIMENSIONS		LOAD	OPTIONAL
W	150 cm	Max 110 kg	additional weight holders
H	150 cm		
L	135 cm		
Wt	180 kg		



SPECIAL
KNEELING LEG CURLING

LOWER BODY
1FW094



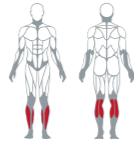
DIMENSIONS		LOAD	OPTIONAL
W	170 cm	Max 220 kg	additional weight holders
H	145 cm		
L	120 cm		
Wt	235 kg		





SPECIAL
SUPER SEATED CALF

LOWER BODY
1FW088

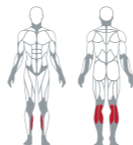


DIMENSIONS		LOAD	OPTIONAL
W	160 cm	Max 270 kg	additional weight holders
H	120 cm		tibial kit
L	130 cm		
Wt	130 kg		



SPECIAL
DONKEY CALF

LOWER BODY
1FW089



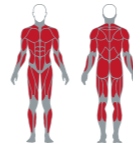
DIMENSIONS		LOAD	OPTIONAL
W	110 cm	Max 310 kg	additional weight holders
H	160 cm		
L	190 cm		
Wt	200 kg		



SPECIAL
OLYMPIC SMITH MACHINE COUNTERBALANCED

MULTIFUNCTIONAL
1FW520

- MAIN FEATURES**
- Fully Adjustable Special Kit (optional)
 - Counterbalanced
 - One Barbell included
 - Height adjustable safety holders
 - Six docks for elastics



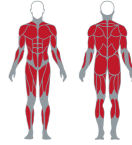
DIMENSIONS		LOAD	OPTIONAL
W	145 cm	Max 310 kg	additional weight holders
H	250 cm		barbells
L	155 cm		
Wt	200 kg		



SPECIAL
OLYMPIC HALF RACK

MULTIFUNCTIONAL
1FW534

- MAIN FEATURES**
- Fully Adjustable Special Kit (optional)
 - Multichinning bars
 - Height adjustable safety holders
 - Dips bars (optional)
 - Eight docks for elastic



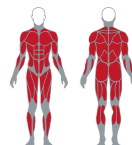
DIMENSIONS		LOAD	OPTIONAL
W	145 cm	Max 400 kg	additional weight holders
H	250 cm		barbells
L	155 cm		
Wt	200 kg		



SPECIAL
OLYMPIC POWER RACK

MULTIFUNCTIONAL
1FW531

- MAIN FEATURES**
- Fully Adjustable Special Kit (optional)
 - Multichinning bars
 - Height adjustable safety holders
 - Dips bars (optional)
 - Six docks for elastics



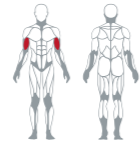
DIMENSIONS		LOAD	OPTIONAL
W	145 cm	Max 400 kg	additional weight holders
H	250 cm		
L	170 cm		
Wt	280 kg		





SPECIAL
PREACHER CURL BENCH

BENCHES
1FW512



DIMENSIONS

W 135 cm H 85 cm
L 145 cm Wt 100 kg

LOAD

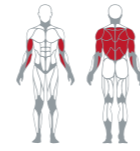
Max 270 kg

OPTIONAL

additional weight holders
barbells, dumbbells

SPECIAL
SEAL ROW BENCH

BENCHES
1FW518



DIMENSIONS

W 115 cm H 90 cm
L 140 cm Wt 140 kg

LOAD

Max 400 kg

OPTIONAL

barbells



OPTIONALS

▶ **COLOURS: MATT BLACK FRAME (OPTIONAL COLOURS 1) AND GOLD MOVING PARTS (BICOLORED FRAME)**

▶ **FOOTREST WITH A SLIP-PROOF SYSTEM**

▶ **ADDITIONAL WEIGHT HOLDERS**



Worldwide Fitness Company

FREEWEIGHT®
HIGH PERFORMANCE

FREEWEIGHT HIGH PERFORMANCE

Free Weight HP: esempio di eccellenza ed unicità biomeccanica. Una linea completa di macchine e panche a pesi liberi nata con l'obiettivo di migliorare la forza e resistenza dei gruppi muscolari, componenti essenziali della performance umane.

Free Weight HP: example of excellence and biomechanics uniqueness. A full range of free weights machines and benches born with the aim to enhance strength and resistance of different group muscles, essential components of human performances.

n° machines: 45
n° benches: 17

Find more



FR. Free Weight HP : un exemple d'excellence et une biomécanique parfaite. Une gamme complète de machines et bancs à poids libres, conçue dans le but d'améliorer la force et la résistance des groupes musculaires essentiels à toutes performances.

ES.Free Weight HP: ejemplo de excelencia y unicidad biomecánica. Una línea completa de máquinas y bancos de peso libre nace con el objetivo de mejorar la fuerza y resistencia de los grupos musculares, componentes esenciales del rendimiento humano.

DE. Free Weight HP: Diese Kraftgeräte stehen für besondere Exzellenz und einzigartige Biomechanik. Die Linie umfasst eine vollständige Produktpalette an Kraftgeräten und Bänken mit der jeder Athlet alle Muskelgruppen und dem Ziel zum Aufbau von Kraft und Ausdauer trainieren kann.

RU. Free Weight HP: пример исключительности и биомеханической уникальности. Полная линейка тренажеров и скамеек со свободными весами, созданная с целью улучшения силы и выносливости мышечных групп, важных компонентов жизнедеятельности человека.

AR.

فري ويت اثش بي FREE WEIGHT HP: مثال التميز والتفرد في الميكانيكا الحيوية. مجموعة كاملة من الأجهزة والمقاعد للوزن الحر صممت بهدف تحسين قوة ومقاومة المجموعات العضلية، وهي مكونات أساسية لأداء الإنسان.

DESIGN
& MADE
INITALY

FREWEIGHT®
HIGH PERFORMANCE

**CHAMPIONS
TRAIN WITH
PANATTA**



WILLIAM BONAC
IFBB PRO

FREWEIGHT®
HIGH PERFORMANCE



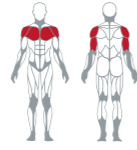
FREWEIGHT®
HIGH PERFORMANCE





SUPER VERTICAL CHEST PRESS

UPPER BODY
1HP536

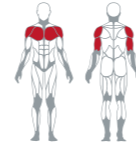


DIMENSIONS		LOAD	OPTIONAL
W	140 cm	Max 220 kg	footrest with a slip-proof system
L	195 cm	Ht 180 kg	



VERTICAL CHEST PRESS

UPPER BODY
1HP536B

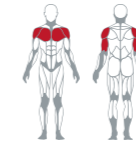


DIMENSIONS		LOAD	OPTIONAL
W	140 cm	Max 140 kg	footrest with a slip-proof system
L	165 cm	Ht 140 kg	



SUPER INCLINED BENCH PRESS

UPPER BODY
1HP533



- MAIN FEATURES**
- Automatic easy entry system from the top
 - Adjustable limit 4 positions

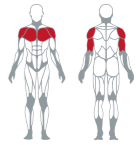


DIMENSIONS		LOAD
W	165 cm	Max 220 kg
L	205 cm	Ht 180 kg



INCLINED BENCH PRESS

UPPER BODY
1HP533B



- MAIN FEATURES**
- Adjustable limit 2 positions
 - Optional: automatic easy entry system from the top / adjustable limit 4 positions

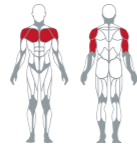


DIMENSIONS		LOAD	OPTIONAL
W	165 cm	Max 220 kg	easy entry system from the top with automatic return adjustable limit 4 positions
L	190 cm	Ht 135 kg	



SUPER INCLINED CHEST PRESS

UPPER BODY
1HP535

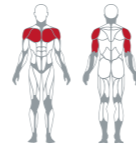


DIMENSIONS		LOAD	OPTIONAL
W	160 cm	Max 220 kg	footrest with a slip-proof system additional weight holders
L	160 cm	Ht 160 kg	



INCLINED CHEST PRESS

UPPER BODY
1HP535B

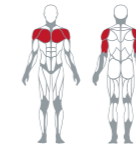


DIMENSIONS		LOAD	OPTIONAL
W	160 cm	Max 220 kg	footrest with a slip-proof system additional weight holders
L	160 cm	Ht 160 kg	



SUPER HORIZONTAL BENCH PRESS

UPPER BODY
1HP537



- MAIN FEATURES**
- Automatic easy entry system from the top
 - Adjustable limit 4 positions

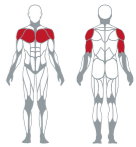


DIMENSIONS		LOAD
W	165 cm	Max 220 kg
L	215 cm	Ht 165 kg



HORIZONTAL BENCH PRESS

UPPER BODY
1HP537B



- MAIN FEATURES**
- Adjustable limit 2 positions
 - Optional: automatic easy entry system from the top / adjustable limit 4 positions



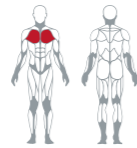
DIMENSIONS		LOAD	OPTIONAL
W	165 cm	Max 220 kg	easy entry system from the top with automatic return adjustable limit 4 positions
L	175 cm	Ht 120 kg	





INCLINED FLIGHT MACHINE

UPPER BODY
1HP538

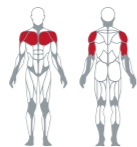


DIMENSIONS		LOAD
W	110 cm	Max 220 kg
H	85 cm	
L	195 cm	Wt 125 kg



SUPER DECLINED CHEST PRESS

UPPER BODY
1HP541

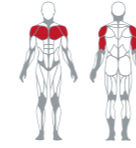


DIMENSIONS		LOAD	OPTIONAL
W	140 cm	Max 220 kg	footrest with a slip-proof system
H	130 cm		
L	195 cm	Wt 180 kg	



DIPS PRESS DUAL SYSTEM

UPPER BODY
1HP540



MAIN FEATURE
Independent levers with blocking system: unilateral or bilateral exercise

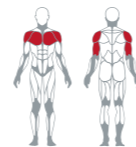


DIMENSIONS		LOAD
W	155 cm	Max 220 kg
H	105 cm	
L	195 cm	Wt 175 kg



DECLINED CHEST PRESS

UPPER BODY
1HP541B

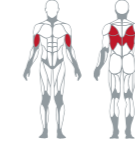


DIMENSIONS		LOAD	OPTIONAL
W	140 cm	Max 220 kg	footrest with a slip-proof system
H	130 cm		
L	165 cm	Wt 140 kg	



LAT MACHINE CONVERGENT

UPPER BODY
1HP501

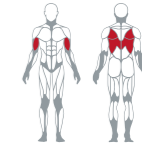


DIMENSIONS		LOAD	OPTIONAL
W	140 cm	Max 220 kg	footrest with a slip-proof system
H	205 cm		
L	180 cm	Wt 140 kg	



HIGH ROW

UPPER BODY
1HP503

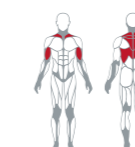


DIMENSIONS		LOAD	OPTIONAL
W	140 cm	Max 220 kg	footrest with a slip-proof system
H	200 cm		
L	185 cm	Wt 160 kg	



SUPER LOW ROW

UPPER BODY
1HP502A

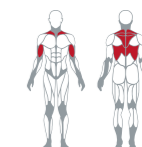


DIMENSIONS		LOAD	OPTIONAL
W	155 cm	Max 220 kg	additional weight holders; rotating handrips
H	160 cm		
L	145 cm	Wt 160 kg	



LOW ROW

UPPER BODY
1HP502B



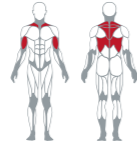
DIMENSIONS		LOAD	OPTIONAL
W	155 cm	Max 220 kg	additional weight holders; rotating handrips
H	160 cm		
L	145 cm	Wt 125 kg	





SUPER POWER ROW

UPPER BODY
1HP502PRA

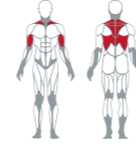


DIMENSIONS		LOAD		OPTIONAL
W	150 cm	H	190 cm	additional weight holders; rotating handrips
L	135 cm	Wt	175 kg	



POWER ROW

UPPER BODY
1HP502PRB

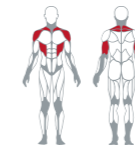


DIMENSIONS		LOAD		OPTIONAL
W	150 cm	H	190 cm	additional weight holders; rotating handrips
L	135 cm	Wt	175 kg	



SUPER DELTOID PRESS

UPPER BODY
1HP525



DIMENSIONS		LOAD		OPTIONAL
W	160 cm	H	135 cm	footrest with a slip-proof system; additional weight holders
L	165 cm	Wt	175 kg	



DELTOID PRESS

UPPER BODY
1HP525B

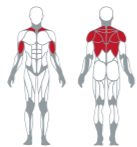


DIMENSIONS		LOAD		OPTIONAL
W	160 cm	H	135 cm	footrest with a slip-proof system; additional weight holders
L	135 cm	Wt	155 kg	



ROWING MACHINE

UPPER BODY
1HP508

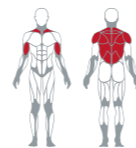


DIMENSIONS		LOAD	
W	135 cm	H	125 cm
L	150 cm	Wt	130 kg



DORSY BAR

BENCHES
1HP505

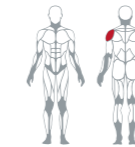


DIMENSIONS		LOAD		OPTIONAL
W	115 cm	H	55 cm	supergrip platform
L	185 cm	Wt	110 kg	



BACK DELTOIDS

UPPER BODY
1HP526

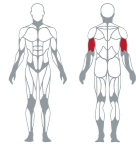


DIMENSIONS		LOAD		OPTIONAL
W	130 cm	H	175 cm	additional weight holders
L	145 cm	Wt	130 kg	



ALTERNATE TRICEPS MACHINE

UPPER BODY
1HP552



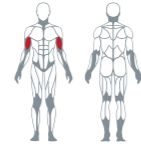
DIMENSIONS		LOAD		OPTIONAL
W	155 cm	H	140 cm	additional weight holders
L	135 cm	Wt	145 kg	





ALTERNATE CURLING MACHINE

UPPER BODY
1HP551

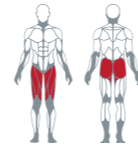


DIMENSIONS		LOAD	OPTIONAL
W	155 cm	Max 220 kg	additional weight holders
L	120 cm	Wt 165 kg	




LEG PRESS BRIDGE

LOWER BODY
1HP583

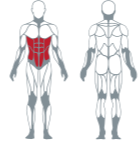


DIMENSIONS		LOAD	OPTIONAL
W	180 cm	Max 450 kg	supergrip platform
L	240 cm	Wt 260 kg	




ABDOMINAL CRUNCH

CORE
1HP565

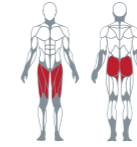


DIMENSIONS		LOAD
W	130 cm	Max 110 kg
L	140 cm	H 155 cm Wt 110 kg




LEG PRESS 45°

LOWER BODY
1HP586

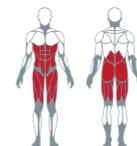


DIMENSIONS		LOAD	OPTIONAL
W	160 cm	Max 670 kg	supergrip platform; additional weight holders
L	250 cm	H 150 cm Wt 260 kg	



POWER SQUAT

LOWER BODY
1HP584

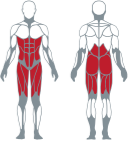


DIMENSIONS		LOAD	OPTIONAL
W	135 cm	Max 310 kg	supergrip platform
L	210 cm	H 200 cm Wt 215 kg	



SQUAT MACHINE

LOWER BODY
1HP591

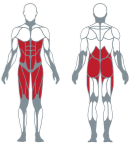


DIMENSIONS		LOAD	OPTIONAL
W	165 cm	Max 310 kg	additional weight holders
L	200 cm	H 160 cm Wt 205 kg	



HACK SQUAT

LOWER BODY
1HP587



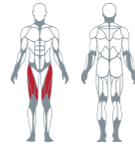
DIMENSIONS		LOAD	OPTIONAL
W	130 cm	Max 310 kg	supergrip platform; additional weight holders
L	230 cm	H 155 cm Wt 240 kg	





ALTERNATE LEG EXTENSION

LOWER BODY
1HP581

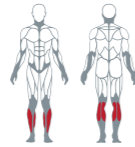


DIMENSIONS		LOAD	OPTIONAL
W 150 cm	H 145 cm	Max 220 kg	start angle adjustment
L 145 cm	Wt 170 kg		




SEATED CALF

LOWER BODY
1HP588

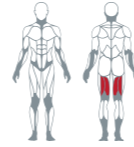


DIMENSIONS		LOAD	OPTIONAL
W 140 cm	H 100 cm	Max 135 kg	tibial kit
L 115 cm	Wt 75 kg		



ALTERNATE LEG CURLING

LOWER BODY
1HP582

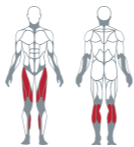


DIMENSIONS		LOAD
W 150 cm	H 80 cm	Max 220 kg
L 180 cm	Wt 150 kg	



CALF HACK

LOWER BODY
1HP592

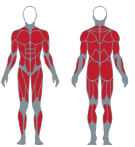


DIMENSIONS		LOAD	OPTIONAL
W 115 cm	H 140 cm	Max 310 kg	supergrip platform; additional weight holders
L 200 cm	Wt 200 kg		




SMITH MACHINE COUNTERBALANCED LINEAR BEARINGS BASE

MULTIFUNCTIONAL
1HP120



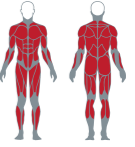
DIMENSIONS		LOAD	OPTIONAL
W 200 cm	H 230 cm	Max 310 kg	1HP201S - fully adjustable special kit
L 175 cm	Wt 200 kg		



SMITH MACHINE COUNTERBALANCED LINEAR BEARINGS FULL

MULTIFUNCTIONAL
1HP120F

- MAIN FEATURES**
- Special adjustable bench
 - Track with horizontal adjustment
 - Height-adjustable safety lock
 - Counterbalanced
 - 1HP201S - fully adjustable special kit (included)



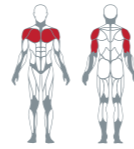
DIMENSIONS		LOAD
W 200 cm	H 230 cm	Max 310 kg
L 175 cm	Wt 280 kg	





POWER SMITH MACHINE DUAL SYSTEM

MULTIFUNCTIONAL
1HP121




MAIN FEATURES

- Dual workout position: horizontal bench press, declined bench press
- Gas assisted inclination adjustment: 0°, -9°, -18°
- Track with horizontal adjustment: 14 positions
- Retractable ergonomic rolls
- 6 weight holders
- Docks for elastics

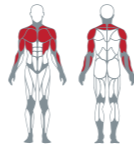


DIMENSIONS		LOAD
W 170 cm	H 150 cm	Max 200 kg (each side)
L 195 cm	Wt 250 kg	



POWER SMITH MACHINE DUAL SYSTEM UPPER

MULTIFUNCTIONAL
1HP122



MAIN FEATURES

- Dual workout position: inclined bench press, shoulder press
- Gas assisted inclination adjustment: 40°, 45°, 50°, 55°, 60°, 65°, 70°, 75°, 80°
- Seat with gas assisted height adjustment
- Track with horizontal adjustment: 27 positions (inclined and shoulder)
- 6 weight holders
- Docks for elastics

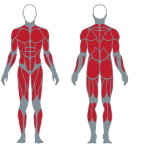


DIMENSIONS		LOAD
W 170 cm	H 200 cm	Max 200 kg (each side)
L 190 cm	Wt 295 kg	




HALF RACK BASE

MULTIFUNCTIONAL
1HP234A



DIMENSIONS		LOAD	OPTIONAL
W 160 cm	H 230 cm	Max 400 kg	barbells; 1HP201A fully adjustable special kit; 1BC99 Dips Bars
L 170 cm	Wt 195 kg		



OPTIONAL
1HP201A
FULLY ADJ
SPECIAL KIT



OPTIONAL
1BC99
DIPS BARS



OPTIONAL
1BC100
POWER JOINT



OPTIONAL
1BC101
T-BAR ROW
HANDLE

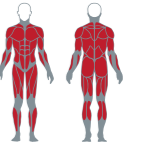


1BC100 Power Joint
1BC101 T-Bar Row Handle




HALF RACK FULL

MULTIFUNCTIONAL
1HP234



DIMENSIONS		LOAD	OPTIONAL
W 160 cm	H 230 cm	Max 400 kg	barbells
L 170 cm	Wt 280 kg		



INCLUDED
FULLY ADJ
SPECIAL KIT



INCLUDED
DIPS BARS



INCLUDED
POWER JOINT



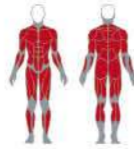
INCLUDED
T-BAR ROW
HANDLE





POWER RACK

MULTIFUNCTIONAL
1HP231

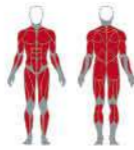


DIMENSIONS	LOAD	OPTIONAL
W 155 cm	H 210 cm	Max 400 kg
L 190 cm	Wt 160 kg	multi traction bar special kit; barbells



COMBO TWIST

MULTIFUNCTIONAL
1HP506

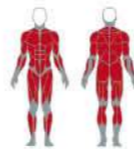


DIMENSIONS	LOAD
W 175 cm	H 135 cm
L 150 cm	Wt 140 kg
	Max 310 kg



JAMMER

MULTIFUNCTIONAL
1HP534



DIMENSIONS	LOAD
W 170 cm	H 225 cm
L 185 cm	Wt 180 kg
	Max 310 kg



SQUAT LUNGE

MULTIFUNCTIONAL
1HP590



DIMENSIONS	LOAD
W 155 cm	H 80 cm
L 175 cm	Wt 165 kg
	Max 620 kg



MULTIPURPOSE SIT UP BENCH

BENCHES
1HP216



DIMENSIONS
W 80 cm
L 150 cm
H 85 cm
Wt 65 kg



FULLY ADJUSTABLE-SPECIAL KIT SMITH MACHINE

BENCHES
1HP201S



DIMENSIONS
W 115 cm
L 150 cm
H 50 cm
Wt 80 kg



FULLY ADJUSTABLE BENCH

BENCHES
1HP201



DIMENSIONS
W 80 cm
L 145 cm
H 50 cm
Wt 55 kg



FULLY ADJUSTABLE-SPECIAL KIT HALF RACK BASE

BENCHES
1HP201A



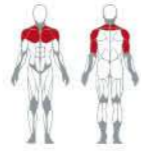
DIMENSIONS
W 80 cm
L 140 cm
H 50 cm
Wt 70 kg





POWER TOWER

BENCHES
1HP233



DIMENSIONS		LOAD	OPTIONAL
W 155 cm	H 185 cm	Max 310 kg	barbells
L 170 cm	Wt 180 kg		



SUPER OLYMPIC FLAT BENCH

BENCHES
1HP203

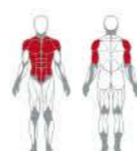


DIMENSIONS		LOAD	OPTIONAL
W 155 cm	H 130 cm	Max 310 kg	barbells
L 180 cm	Wt 120 kg		



OLYMPIC MULTI BENCH

BENCHES
1HP206

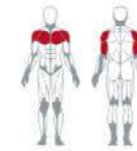


DIMENSIONS		LOAD	OPTIONAL
W 155 cm	H 130 cm	Max 310 kg	barbells
L 190 cm	Wt 150 kg		



OLYMPIC FLAT BENCH

BENCHES
1HP203B

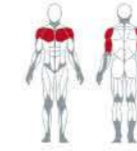


DIMENSIONS		LOAD	OPTIONAL
W 155 cm	H 130 cm	Max 310 kg	barbells
L 170 cm	Wt 70 kg		



SUPER OLYMPIC INCLINED BENCH

BENCHES
1HP205



International Patent

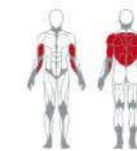


DIMENSIONS		LOAD	OPTIONAL
W 155 cm	H 170 cm	Max 310 kg	barbells
L 180 cm	Wt 165 kg		



MULTIMOTION BENCH

BENCHES
1HP217



DIMENSIONS		LOAD	OPTIONAL
W 130 cm	H 110 cm	Max 400 kg	barbells
L 115 cm	Wt 105 kg		



OLYMPIC INCLINED BENCH

BENCHES
1HP205B



DIMENSIONS		LOAD	OPTIONAL
W 155 cm	H 165 cm	Max 310 kg	barbells
L 165 cm	Wt 110 kg		



SUPER OLYMPIC SHOULDER BENCH

BENCHES
1HP207



International Patent



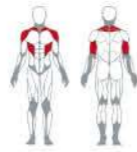
DIMENSIONS		LOAD	OPTIONAL
W 155 cm	H 185 cm	Max 310 kg	barbells
L 175 cm	Wt 150 kg		





OLYMPIC SHOULDER BENCH

BENCHES
1HP207B



DIMENSIONS		LOAD	OPTIONAL
W 155 cm	H 185 cm	Max 310 kg	barbells
L 125 cm	Wt 100 kg		



STANDING CURL BENCH

BENCHES
1HP215

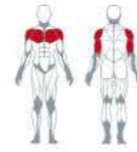


DIMENSIONS		LOAD	OPTIONAL
W 80 cm	H 110 cm	Max 220 kg	barbells
L 110 cm	Wt 80 kg		



TRICEPS BENCH

BENCHES
1HP214



DIMENSIONS		LOAD	OPTIONAL
W 130 cm	H 130 cm	Max 310 kg	barbells
L 220 cm	Wt 110 kg		



ADJUSTABLE STANDING CURL BENCH - DOUBLE FACE

BENCHES
1HP213

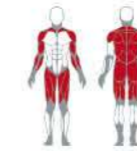


DIMENSIONS		LOAD	OPTIONAL
W 110 cm	H 120 cm	Max 220 kg	barbells; additional weight holders
L 135 cm	Wt 130 kg		




POWER PLATFORM

BENCHES
1HP232



DIMENSIONS		LOAD	OPTIONAL
W 130 cm	H 130 cm	Max 400 kg	barbells
L 130 cm	Wt 110 kg		



GOLD'S GYM
FITNESS CHAIN
RUSSIA



Worldwide Fitness Company

PANATTA ACCESSORIES



LAT MACHINE BAR

CHROMED VERSION
2CZ1435



DIMENSIONS
L 120 cm
Wt 5,2 kg

TRAZY BAR

CHROMED VERSION
2CZ1433



DIMENSIONS
L 72 cm
Wt 4,7 kg

REVOLVING CURL BAR

CHROMED VERSION
2CZ1438



DIMENSIONS
L 73 cm
Wt 3,3 kg

LAT MACHINE BAR

RUBBERIZED VERSION
2CZ1611



DIMENSIONS
L 120 cm
Wt 3,3 kg

TRAZY BAR

RUBBERIZED VERSION
2CZ1616



DIMENSIONS
L 72 cm
Wt 2,4 kg

REVOLVING CURL BAR

RUBBERIZED VERSION
2CZ1613



DIMENSIONS
L 73 cm
Wt 1,7 kg





STRAIGHT ROTATING TRICEPS BAR

CHROMED VERSION
1BC96



DIMENSIONS
L 50 cm
Wt 2,4 kg

TRICEPS PRESSDOWN BAR

CHROMED VERSION
2CZ1436



DIMENSIONS
L 72 cm
Wt 4,7 kg

TRICEPS ROPE

2CZ1434



DIMENSIONS
L 65 cm
Wt 0,5 kg

STRAIGHT ROTATING TRICEPS BAR

RUBBERIZED VERSION
2CZ1614



DIMENSIONS
L 120 cm
Wt 1,3 kg

TRICEPS PRESSDOWN BAR

RUBBERIZED VERSION
2CZ1617



DIMENSIONS
L 72 cm
Wt 2,4 kg

MULTI-EXERCISE BAR

RUBBERIZED VERSION
1BC92



DIMENSIONS
L 32 cm
Wt 1,4 kg

COMPLETE HANDLE

7FA02131



DIMENSIONS
L 23 cm
Wt 0,3 kg

OLYMPIC STANDARD BARBELL

1BC56



DIMENSIONS
ø 50 mm Dx 133 cm
L 220 cm Wh 25 Kg

CURL BAR

1BC74



DIMENSIONS
ø 25/28 mm Dx 81 cm
L 120 cm Wh 7 Kg

DIMENSIONS
ø 50 cm Dx 81 cm
L 120 cm Wh 9 Kg

2 COMBO DUAL HANDGRIPS

2CZ1603



DIMENSIONS
L 30 cm
Wt 0,3 kg

BARBELLS

1BC65 - 67 - 68



	Lenght	ø	Weight	Distance
1BC65	150 cm	50 mm	14 kg	101 cm
1BC67	200 cm	50 mm	17 kg	135 cm
1BC68	220 cm	50 mm	20 kg	131 cm

FREE DUMBBELLS BAR

1BC75



DIMENSIONS
ø 25/28 mm Dx 13 cm
L 36 cm Wh 4 Kg

DIMENSIONS
ø 50 mm/Nylon Dx 11,5 cm
L 50 cm Wh 5 Kg





TRAP BAR

1BC76



DIMENSIONS		LOAD	
W	68 cm	H	32 cm
L	135 cm	Wt	35 kg
		Max 200 kg	

DUMBBELLS BASE (Kg/Lb)

1MB4-1MB60



- AVAILABLE VERSIONS**
- 4-60 kg rubberised version with 2 kg increases (1MB4-1MB60)
 - Ergonomic handle with independent rotation of 360°
 - Weight tolerance: +/- 5%
 - Unit of measure: Kg/Lb

DUMBBELLS FULL (Kg/Lb)

1MF4-1MF60



- AVAILABLE VERSIONS**
- 4-60 kg rubberised version with 2 kg increases (1MF4-1MF60)
 - Ergonomic handle with independent rotation of 360°
 - Weight tolerance: +/- 5%
 - Unit of measure: Kg/Lb

URETHANE DUMBBELLS (Kg/Lb)

1RD025 - 1RD50



- THE RANGE**
- The dumbbells in urethane start from 2,5 kg up to 50 kg (with increases of 2,5 kg)
 - Unit of measure: Kg/Lb
 - Weight tolerance: +/- 5%

CHROMED DUMBBELLS (Kg/Lb)



- AVAILABLE VERSIONS**
- Chromed dumbbell 2 kg (1DM2)
 - Chromed dumbbell 3 kg (1DM3)
 - Unit of measure: Kg/Lb

DUMBBELL RACKS - FIT EVO

RUBBERIZED VERSION



1FE250



1FE251

DIMENSIONS - 1FE250			DIMENSIONS - 1FE251			
W	225 cm	H	80 cm	W	120 cm	
L	90 cm	Wt	115 kg	L	90 cm	
			H	80 cm	Wt	75 kg

WEIGHT PLATES (Kg/Lb)



PLATES: 1-2-5 Kg



PLATES ABOVE 10 Kg

- THE RANGE**
- Rubberised (1DG1:1DGi20) and not rubberised (1DN1:1DNI20) versions.
 - 51 mm diam. 1, 2, 5, 10, 15 and 20 kg versions;
 - Practical handgrips for plates above 10 kg.
 - Weight tolerance: +/- 5%

TRIPLE LEVEL DUMBBELL RACK FIT EVO

1FE255



DIMENSIONS			
W	225 cm	H	110 cm
L	90 cm	Wt	140 kg





VERTICAL DUMBBELL RACK

1AB310



DIMENSIONS

W 60 cm H 110 cm
L 45 cm Wt 30 kg

DUMBBELL RACK - SEC



1SC248



1SC249

DIMENSIONS - 1SC248

W 230 cm H 80 cm
L 65 cm Wt 115 kg

DIMENSIONS - 1SC249

W 115 cm H 80 cm
L 65 cm Wt 40 kg

DISK RACK - FIT EVO

1FE252



DIMENSIONS

W 65 cm H 90 cm
L 95 cm Wt 25 kg

DISK RACK - SEC

1SC252



DIMENSIONS

W 70 cm H 115 cm
L 80 cm Wt 40 kg

BARBELL RACK- FIT EVO

1FE253



DIMENSIONS

W 85 cm H 150 cm
L 85 cm Wt 50 kg

BARBELL RACK DOUBLE SIDED

1FE254



DIMENSIONS

W 85 cm H 175 cm
L 120 cm Wt 80 kg

BARBELL RACK - SEC

1SC253



DIMENSIONS

W 75 cm H 135 cm
L 55 cm Wt 45 kg

ACCESSORY RACK

1FE256



DIMENSIONS

W 60 cm H 105 cm
L 80 cm Wt 40 kg





PRE - LOADED BARBELLS (KG/LB)



FULL VERSION



BASE VERSION

- AVAILABLE VERSIONS**
- 1PBF10-1PBF18 / 1PBB10-1PBB18 10-18 KG with 2 kg increases
 - 1PBF20-1PBF50 / 1PBB20-1PBB50 20-50 KG with 5 kg increases
 - Full version high resistance cover (internal and external): red, graphite
 - Unit of measure: Kg/Lb

PRE - LOADED CURL BARBELLS (KG/LB)



FULL VERSION




BASE VERSION

- AVAILABLE VERSIONS**
- 1PCBF10 -1PCBF18 / 1PCBB10-1PCBB18 10-18 KG with 2 kg increases
 - 1PCBF20-1PCBF50 / 1PCBB20-1PCBB50 20-50 KG with 5 kg increases
 - Full version high resistance cover (internal and external): red, graphite
 - Unit of measure: Kg/Lb



SPORTS WORLD
FITNESS CHAIN
MEXICO



PHX GYM FITNESS CENTER
UNITED KINGDOM



Worldwide Fitness Company

POWERLIFTING

Powerlifting 100% Made in Italy.

La proposta Powerlifting Panatta rispetta la tradizione di solidità, robustezza e perfetta biomeccanica andando incontro alle esigenze degli atleti professionisti. Caratteristiche queste fondamentali per assicurare agli utenti di tutti i livelli sportivi la massima sicurezza durante l'allenamento.

Powerlifting 100% Made in Italy.

Panatta Powerlifting respects traditional solidity, sturdiness and perfect biomechanics by meeting the needs of professional athletes. These are essential features to ensure the maximum safety when training to all the athletes of whatever sport level.

n° products: 6

Find more



FR. Powerlifting 100% Made in Italy. La proposition Powerlifting Panatta respecte la tradition de solidité, de robustesse et de biomécanique parfaite, répondant aux besoins des athlètes professionnels. Ce sont des caractéristiques fondamentales pour assurer une sécurité maximale aux utilisateurs de tous niveaux.

ES. Powerlifting 100% Made in Italy. La propuesta Powerlifting Panatta respeta la tradición de solidez, robustez y perfecta biomecánica, respondiendo a las exigencias de los atletas profesionales. Características fundamentales para garantizar a los usuarios de todos los niveles deportivos la máxima seguridad durante el entrenamiento.

DE. Powerlifting 100% Made in Italy. Die Panatta Powerlifting Serie vereint extreme Robustheit und perfekte Biomechanik, indem es die Bedürfnisse der professionellen Athleten erfüllt. Dies sind wesentliche Merkmale, um die maximale Sicherheit beim Training für alle Athleten, egal auf welchem Trainingsniveau, zu gewährleisten.

RU. Powerlifting 100% «Сделано в Италии». Предложение Powerlifting от компании Panatta уважает традиции прочности, надежности и совершенной биомеханики, удовлетворяя потребности профессиональных спортсменов. Эти функции имеют фундаментальное значение для обеспечения максимальной безопасности пользователей всех уровней во время тренировок.

AR.

POWERLIFTING بارور لفتنچ 100% صنع في إيطاليا.
يحتزم مشروع PANATTA POWERLIFTING تراث الصلابة والقوة والميكانيكا الحيوية المثالية، مما يلبي احتياجات الرياضيين المحترفين. وهذه الخصائص أساسية لضمان أقصى درجات الأمان للمستخدمين في جميع مستويات الرياضة أثناء التدريب.

DESIGN
& MADE
INITALY

POWERLIFTING COMBO SQUAT RACK / BENCH

1PWL102

MAIN FEATURES

- It complies with IPF parameters
- Barbell keepers adjustable in height and inclination with telescopic system
- Frame of 4 mm steel thickness
- Rear lifting levers
- Height adjustable safety levers with telescopic system
- Bench Press with integrated spotter platform to put on the rack with hooking/release system





POWERLIFTING SQUAT RACK

1PWL101

MAIN FEATURES

- It complies with IPF parameters
- Barbells keepers adjustable in height and inclination with telescopic system
- Frame of 4 mm steel thickness
- Rear lifting levers
- Height adjustable safety supports with telescopic system (optional)



DIMENSIONS

W 215 cm H 120-188 cm
L 125 cm Wt 160 kg

LOAD

Max 800 kg

OPTIONAL

Barbells
4GRPWL1 - adjustable safety holders for 1PWL101

POWERLIFTING BENCH

1PWL103

MAIN FEATURES

- It complies with IPF parameters
- Barbells keepers adjustable in height with telescopic system
- Frame of 4 mm steel thickness
- Rear lifting levers for height adjustment
- Height adjustable safety supports with telescopic system



DIMENSIONS

W 130 cm H 95-128 cm
L 160 cm Wt 165 kg

LOAD

Max 800 kg

OPTIONAL

Barbells

DIMENSIONS

W 215 cm H 120-188 cm
L 190 cm Wt 260 kg

LOAD

Max 800 kg

OPTIONAL

Barbells

POWERLIFTING PLATFORM (2,5X3 m)

1PWL301



DIMENSIONS

W 300 cm H 3 cm
L 250 cm Wt 200 kg

OLYMPIC PLATFORM FOR HALF RACK (3X3 m)

1PWL302



DIMENSIONS

W 300 cm H 3 cm
L 300 cm Wt 160kg

OLYMPIC PLATFORM (3X1 m)

1PWL303



DIMENSIONS

W 300 cm H 3 cm
L 100 cm Wt 90 kg



**DYNAMIC
FUNCTIONAL
CAGE**

**INDOOR AND
OUTDOOR**





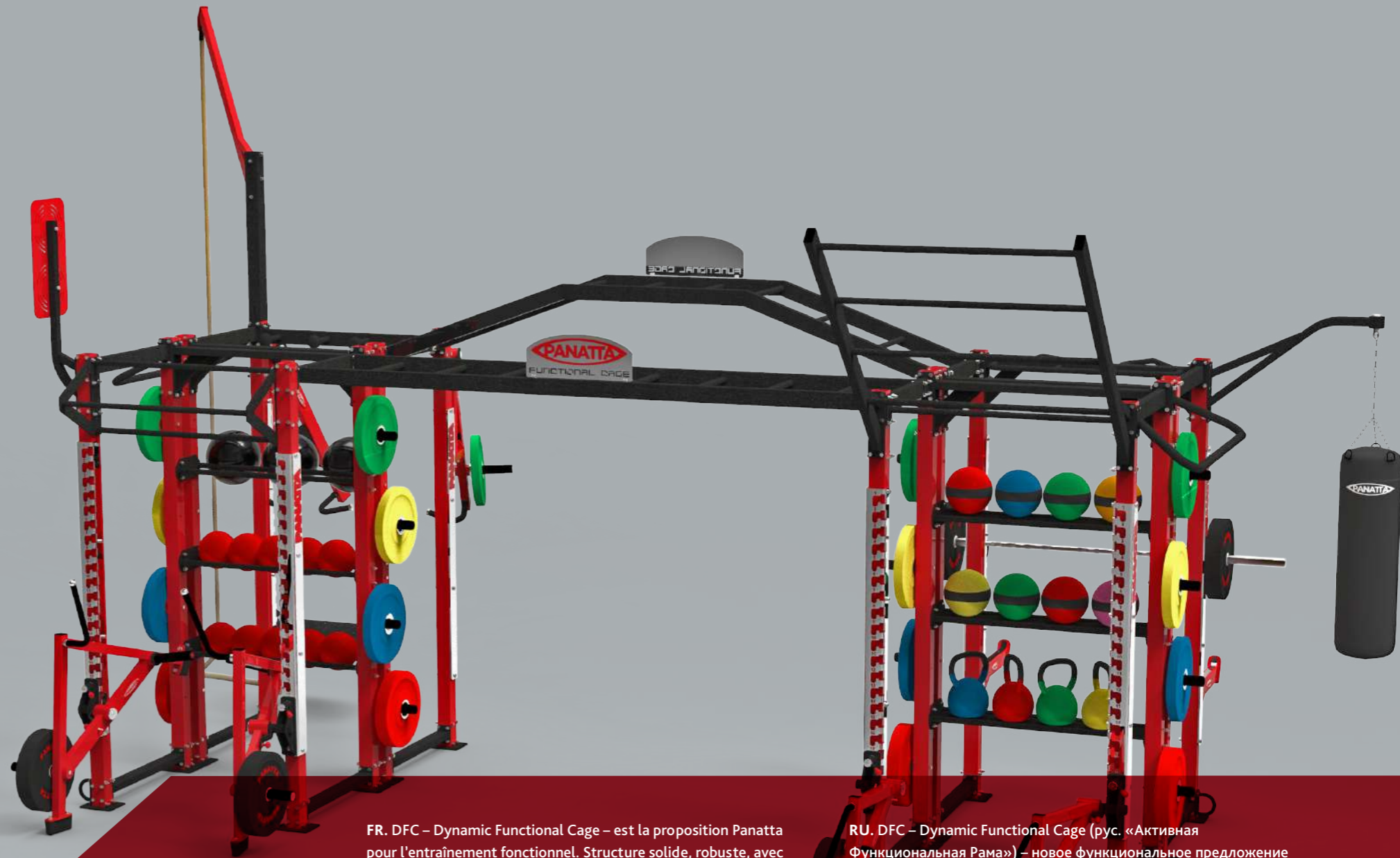
Worldwide Fitness Company

DYNAMIC FUNCTIONAL CAGE INDOOR

DFC – Dynamic Functional Cage – è la proposta Panatta per l'allenamento funzionale. Struttura solida, robusta dal design moderno e Made in Italy al 100%. Oltre ai quattro modelli proposti, Panatta offre la possibilità di creare una DFC completamente custom realizzata in funzione dello spazio a disposizione e della tipologia di allenamento.

DFC – Dynamic Functional Cage – represents our innovative solution for functional training. Solid and robust structure, modern design and 100% Made in Italy. In addition to the 4 options presented, Panatta gives the chance to create a completely customized DFC according to the available space and to the type of training.

Find more



FR. DFC – Dynamic Functional Cage – est la proposition Panatta pour l'entraînement fonctionnel. Structure solide, robuste, avec design moderne et 100% Made in Italy. Outre les quatre modèles proposés, Panatta offre la possibilité de créer une DFC entièrement personnalisée en fonction de l'espace disponible et du type d'entraînement.

ES. DFC – Dynamic Functional Cage – representa la innovativa propuesta Panatta para el entrenamiento funcional. Una estructura sólida y resistente, con un diseño moderno y 100% Hecha en Italia. Más allá de los 4 modelos presentados, Panatta ofrece la posibilidad de crear una jaula DFC completamente personalizada considerando el espacio a disposición y la tipología de entrenamiento.

DE. DFC - Dynamic Functional Cage - ist der Panatta-Vorschlag für funktionelles Training. Starke und solide Struktur mit einem modernen 100% Made in Italy Design. Zusätzlich zu den vier vorgeschlagenen Modellen bietet Panatta die Möglichkeit, einen vollständig custom DFC zu erstellen, der entsprechend dem verfügbaren Platz und der Art des Trainings erstellt wird.

RU. DFC – Dynamic Functional Cage (рус. «Активная Функциональная Рама») – новое функциональное предложение под брендом Panatta. Надежная и прочная конструкция с современным дизайном и 100% Made in Italy. Помимо четырех предложенных моделей, Panatta предоставляет возможность создать раму DFC по индивидуальному запросу клиента, в зависимости от имеющейся площади и типа тренировки.

AR. (جهاز التمارين الوظيفية) يمثل حلًا مبتكرًا للتدريب الوظيفي و الذي يتضمن تدريب الجسم على الأنشطة التي نقوم بها في الحياة اليومية. بنية متينة، قوية، تصميم حديث وصناعة إيطالية 100%. بالإضافة إلى الخيارات الأربعة المعروضة، توفر شركة باناتا الفرصة لإنشاء جهاز تمارين وظيفي مخصص تمامًا وفقًا للمساحة المتاحة و نوع التدريب المطلوب.

DESIGN
& MADE
INITALY

DFC 184 ELITE

1DFC001*



DFC 136 EDGE

1DFC002*



*barbells and functional accessories not included

DIMENSIONS

W	420 cm	H	410 cm	Surface	33 sqm	Delivery	Disassembled
L	790 cm	Wt	1100 kg	Suggested workout surface	60 sqm		

INCLUDED ELEMENTS

STRUCTURAL ELEMENTS

CODE	DESCRIPTION	Q.TY
1DFC1	CAGE BLOCK 184 ELITE Rack High: Rack Kettlebell Rack Low: Rack Kettlebell Rack Mid: Rack Kettlebell Crossbar Front: Straight Crossbar Rear: Rubbergrip	1
1DFC1	CAGE BLOCK 184 ELITE Rack High: Rack Ball Rack Low: Rack Ball Rack Mid: Rack Ball Crossbar Front: Triangular Crossbar Rear: Pullupball	1
4GRDFC34	LINK WITH HORIZONTAL SCALE	1
4GRDFC35	LINK WITH INCLINED SCALE	1

FIXED ELEMENTS

CODE	DESCRIPTION	Q.TY
4GRDFC29	POWER JOINT MODULE	1
4GRDFC30	INCLINED SCALE MODULE	1
4GRDFC31	PUNCHING BAG MODULE	1
4GRDFC38	BALL TARGET MODULE	1
4GRDFC42	CLIMBING ROPE MODULE	1
4GRDFC47	BAR STORAGE MODULE	1
4GRIS17	DISK HOLDER	16
7STDFO28V	BATTLE ROPE HOOK MODULE	1
7STDFO44V	LATERAL FAT BAR DFC 184 ELITE/136 EDGE	2

MOBILE ELEMENTS

CODE	DESCRIPTION	Q.TY
4GRDFC3	SQUAT LUNGE MODULE	1
4GRDFC4	STEP-UP BOARD MODULE	1
4GRDFC5	COMBO TWIST MODULE	1
4GRDFC6	JAMMER MODULE	1
4GRDFC7	ADJUSTABLE CROSSBAR MODULE	1
4GRDFC9	DIPS MODULE	1
4GRDFC10	SINGLE BARBELL HOOK	2
4GRDFC11	SINGLE SAFETY STOP	2

DIMENSIONS

W	310 cm	H	410 cm	Surface	25 sqm	Delivery	Disassembled
L	790 cm	Wt	930 kg	Suggested workout surface	50 sqm		

INCLUDED ELEMENTS

STRUCTURAL ELEMENTS

CODE	DESCRIPTION	Q.TY
1DFC2	CAGE BLOCK 136 EDGE Rack High: Rack Kettlebell Rack Low: Rack Kettlebell Rack Mid: Rack Kettlebell Crossbar Front: Straight	1
1DFC2	CAGE BLOCK 136 EDGE Rack High: Rack Ball Rack Low: Rack Ball Rack Mid: Rack Ball Crossbar Front: Pullupball	1
4GRDFC35	LINK WITH INCLINED SCALE	1
7STDFO36V	LINK WITH LONG CROSSBAR L2976	1

FIXED ELEMENTS

CODE	DESCRIPTION	Q.TY
4GRDFC29	POWER JOINT MODULE	1
4GRDFC30	INCLINED SCALE MODULE	1
4GRDFC31	PUNCHING BAG MODULE	1
4GRDFC38	BALL TARGET MODULE	1
4GRDFC42	CLIMBING ROPE MODULE	1
4GRDFC47	BAR STORAGE MODULE	1
4GRIS17	DISK HOLDER	16
7STDFO28V	BATTLE ROPE HOOK MODULE	1
7STDFO44V	LATERAL FAT BAR DFC 184 ELITE/136 EDGE	2

MOBILE ELEMENTS

CODE	DESCRIPTION	Q.TY
4GRDFC3	SQUAT LUNGE MODULE	1
4GRDFC4	STEP-UP BOARD MODULE	1
4GRDFC5	COMBO TWIST MODULE	1
4GRDFC6	JAMMER MODULE	1
4GRDFC7	ADJUSTABLE CROSSBAR MODULE	1
4GRDFC9	DIPS MODULE	1
4GRDFC10	SINGLE BARBELL HOOK	4
4GRDFC11	SINGLE SAFETY STOP	4



*barbells and functional accessories not included

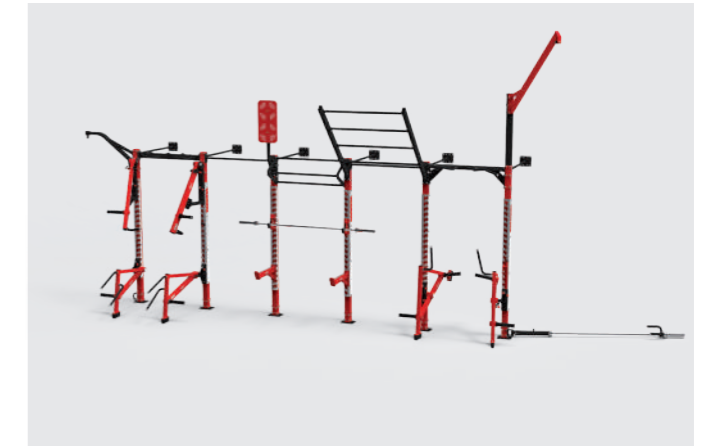
DFC 184 RIG

1DFC003*



DFC WALL MOUNTED

1DFC004*



*barbells and functional accessories not included

DIMENSIONS

W	420 cm	H	410 cm	Surface	34 sqm	Delivery	Disassembled
L	800 cm	Wt	850 kg	Suggested workout surface	60 sqm		

INCLUDED ELEMENTS

STRUCTURAL ELEMENTS

CODE	DESCRIPTION	Q.TY
1DFC3	CAGE BLOCK 184 RIG Crossbar Front: Straight Crossbar Rear: Pullupball Crossbar Mid: Double diameter	1
1DFC3	CAGE BLOCK 184 RIG Crossbar Front: Triangular Crossbar Rear: Rubbergrip Crossbar Mid: Multihandle	1
4GRDFC34	LINK WITH HORIZONTAL SCALE	1
4GRDFC35	LINK WITH INCLINED SCALE	1

FIXED ELEMENTS

CODE	DESCRIPTION	Q.TY
4GRDFC29	POWER JOINT MODULE	1
4GRDFC30	INCLINED SCALE MODULE	1
4GRDFC31	PUNCHING BAG MODULE	1
4GRDFC32	LATERAL FAT BAR - DFC 184 RIG	2
4GRDFC38	BALL TARGET	1
4GRDFC42	CLIMBING ROPE MODULE	1
4GRDFC47	BAR STORAGE MODULE	1
4GRIS17	DISK HOLDER	0
7STDFO28V	BATTLE ROPE HOOK MODULE	1

MOBILE ELEMENTS

CODE	DESCRIPTION	Q.TY
4GRDFC3	SQUAT LUNGE MODULE	1
4GRDFC4	STEP-UP BOARD MODULE	1
4GRDFC5	COMBO TWIST MODULE	1
4GRDFC6	JAMMER MODULE	1
4GRDFC7	ADJUSTABLE CROSSBAR MODULE	1
4GRDFC9	DIPS MODULE	1
4GRDFC10	SINGLE BARBELL HOOK	2
4GRDFC11	SINGLE SAFETY STOP	2



*barbells and functional accessories not included

DIMENSIONS

W	250 cm	H	410 cm	Surface	22 sqm	Delivery	Disassembled
L	900 cm	Wt	620 kg	Suggested workout surface	45 sqm		

INCLUDED ELEMENTS

STRUCTURAL ELEMENTS

CODE	DESCRIPTION	Q.TY
1DFC4	CAGE BLOCK WALL MOUNTED Crossbar Front: Pullupball Link: yes	1
1DFC4	CAGE BLOCK WALL MOUNTED Crossbar Front: Triangular Link: yes	1
1DFC4	CAGE BLOCK WALL MOUNTED Crossbar Front: Rubbergrip Link: no	1

FIXED ELEMENTS

CODE	DESCRIPTION	Q.TY
4GRDFC29	POWER JOINT MODULE	1
4GRDFC30	INCLINED SCALE MODULE	1
4GRDFC31	PUNCHING BAG MODULE	1
4GRDFC32	LATERAL FAT BAR - DFC 184 RIG	0
4GRDFC38	BALL TARGET	1
4GRDFC42	CLIMBING ROPE MODULE	1
4GRDFC47	BAR STORAGE MODULE	1
4GRIS17	DISK HOLDER	0
7STDFO28V	BATTLE ROPE HOOK MODULE	1

MOBILE ELEMENTS

CODE	DESCRIPTION	Q.TY
4GRDFC3	SQUAT LUNGE MODULE	1
4GRDFC4	STEP-UP BOARD MODULE	1
4GRDFC5	COMBO TWIST MODULE	1
4GRDFC6	JAMMER MODULE	1
4GRDFC7	ADJUSTABLE CROSSBAR MODULE	1
4GRDFC9	DIPS MODULE	1
4GRDFC10	SINGLE BARBELL HOOK	2
4GRDFC11	SINGLE SAFETY STOP	2

DFC POWER RACK WITH LAT/PULLEY

1DFC5*



* BARBELLS AND FUNCTIONAL ACCESSORIES NOT INCLUDED

DIMENSIONS

W	155 cm	H	240 cm	Std load (Lat module)	100 kg	Max load	400 kg	Delivery	Disassembled
L	255 cm	Wt	460 kg	Ratio	1:2	Optional	400 kg Barbells		

INCLUDED ELEMENTS

STRUCTURAL ELEMENTS

CODE	DESCRIPTION	Q.TY
4GRDFC16DX	RIGHT COLUMN WITH SHEET METAL	2
4GRDFC16SX	LEFT COLUMN WITH SHEET METAL	2
4GRDFC16	COLUMN WITHOUT SHEET METAL	2
4GRDFC49	DFC BASEMENT KIT	2
7STDFC017V	LOWER STRUCTURAL CROSSBAR L 720	2
7STDFC018V	LOWER STRUCTURAL CROSSBAR L 400	2
7STDFC019V	HIGHER STRUCTURAL CROSSBAR L 720	2
7STDFC020V	HIGHER STRUCTURAL CROSSBAR L 400	2
7STDFC021V	LINK CROSSBAR	2
7STDFC041V*	PULL-UP BALL CROSSBAR	1

FIXED ELEMENTS

CODE	DESCRIPTION	Q.TY
4GRDFC47	BAR STORAGE MODULE	1
4GRDFC50	KIT 3 HOOKS FOR ELASTIC BANDS	4
4GRDFC51	LAT MACHINE/PULLEY MODULE	1
4GRIS17	DISK HOLDER	8

MOBILE ELEMENTS

CODE	DESCRIPTION	Q.TY
4GRDFC10	SINGLE BARBELL HOOK	2
4GRDFC11	SINGLE SAFETY STOP	2

*variable element to be chosen between 4GRDFC25, 7STDFC026V, 7STDFC027V, 7STDFC041V



DFC POWER RACK WITH DUAL ADJUSTABLE PULLEY

1DFC6*



* BARBELLS AND FUNCTIONAL ACCESSORIES NOT INCLUDED

DIMENSIONS

W	140 cm	H	240 cm	Std load (Dual modules)	100 + 100 kg	Max load	400 kg	Optional	Barbells	Accessories	2 Combo Dual
L	250 cm	Wt	680 kg	Ratio	1:4	Cable Length	4 m	Delivery	Disassembled	Included	Handgrips

INCLUDED ELEMENTS

STRUCTURAL ELEMENTS

CODE	DESCRIPTION	Q.TY
4GRDFC16DX	RIGHT COLUMN WITH SHEET METAL	2
4GRDFC16SX	LEFT COLUMN WITH SHEET METAL	2
4GRDFC25*	COMPOUND CROSSBAR WITH SHEATS	1
4GRDFC49	DFC BASEMENT KIT	2
7STDFC017V	LOWER STRUCTURAL CROSSBAR L 720	2
7STDFC019V	HIGHER STRUCTURAL CROSSBAR L 720	2
7STDFC041V*	PULL-UP BALL CROSSBAR	1

FIXED ELEMENTS

CODE	DESCRIPTION	Q.TY
4GRDFC50	KIT 3 HOOKS FOR ELASTIC BANDS	4
4GRDFC52	DUAL MODULE DX	1
4GRDFC53	DUAL MODULE SX	1

MOBILE ELEMENTS

CODE	DESCRIPTION	Q.TY
4GRDFC10	SINGLE BARBELL HOOK	2
4GRDFC11	SINGLE SAFETY STOP	2

*variable element to be chosen between 4GRDFC25, 7STDFC026V, 7STDFC027V, 7STDFC041V



DFC DUAL ADJUSTABLE PULLEY

1DFC8



DFC SQUAT RACK

1DFC7*



DIMENSIONS

W	135 cm	H	240 cm	Standard load	100+100 kg	Delivery	Disassembled	Accessories Included	2 Combo Dual handgrips
L	110 cm	Wt	440 kg	Ratio	1:4	Cable Length	4 m		

* BARBELLS AND FUNCTIONAL ACCESSORIES NOT INCLUDED

DIMENSIONS

W	135 cm	H	240 cm	Max load	400 kg	Optional	barbells
L	135 cm	Wt	130 kg	Delivery	Disassembled		

DFC / ACCESSORIES RACKS

ACCESSORY RACK

1DFC9*



* BARBELLS AND FUNCTIONAL ACCESSORIES NOT INCLUDED

DIMENSIONS

W 150 cm H 120 cm **Optional** barbells
L 40 cm Wt 70 kg

INCLUDED ELEMENTS

STRUCTURAL ELEMENTS

CODE	DESCRIPTION	Q.TY
4GRDFC55	ACCESSORY RACK COLUMN COUPLE	2
7STDFC024V*	RACK KETTLEBELLS	1
7STDFC023V*	RACK BALLS	1
7STDFC064V*	RACK DUMBBELLS	1

*variable element to be chosen between 7STDFC023V, 7STDFC024V, 7STDFC063V, 7STDFC064V

FIXED ELEMENTS

CODE	DESCRIPTION	Q.TY
4GRIS17	DISK HOLDER D	4

DFC BAR STORAGE

1DFC005




DIMENSIONS

W 60 cm H 30 cm **Optional** barbells
L 60 cm Wt 50 kg

WALL RACK

1DFC10*



* BARBELLS AND FUNCTIONAL ACCESSORIES NOT INCLUDED

DIMENSIONS

W 100 cm H 60 cm **Optional** barbells, other accessories
L 30 cm Wt 20 kg

CROSSFUNCTIONAL SLED

1DFC11*



* PLATES NOT INCLUDED

DIMENSIONS

W 80 cm H 105 cm **Optional** plates
L 80 cm Wt 75 kg



DYMATIZE ENTERPRISES
CORPORATE
U.S.A.

DFC INDOOR CUSTOM VERSIONS

BUILT UP YOUR PERSONAL FUNCTIONAL CAGE

Infinite possibilità di personalizzazione. Panatta dà l'opportunità di costruire una Dynamic Functional Cage personalizzata in funzione dello spazio a disposizione e del tipo di allenamento che il cliente vorrà fare.

Unlimited possibilities of customization. Panatta gives the possibility to set up a customized DFC based on the available space and the type of training according to the client's needs.

EXAMPLES OF DFC CUSTOM VERSIONS

The weight of the following custom DFC doesn't include the functional accessories and barbells.

CUSTOM BLOCKS



184 ELITE BLOCK CUSTOM
Surface 8 sqm Wt 420 kg



136 EDGE BLOCK CUSTOM
Surface 5,5 sqm Wt 355 kg



184 RIG BLOCK CUSTOM
Surface 6,5 sqm Wt 280 kg



WALL MOUNTED BLOCK CUSTOM
Surface 3,5 sqm Wt 120 kg

CUSTOM BLOCKS WITH ELEMENTS



STARTING CUSTOM BLOCK: 184 ELITE
Surface 18,5 sqm Wt 690 kg



STARTING CUSTOM BLOCK: 184 RIG
Surface 10 sqm Wt 480 kg



GROUND VERSION
Surface 29 sqm Wt 1075 kg



WALL MOUNTED VERSION
Surface 15,5 sqm Wt 280 kg



WALL MOUNTED VERSION WITH RACKS
Surface 8,5 sqm Wt 470 kg



STARTING CUSTOM BLOCK: 136 EDGE
Surface 16 sqm Wt 485 kg



STARTING CUSTOM BLOCK: WALL MOUNTED
Surface 6,5 sqm Wt 180 kg

LINKED CUSTOM BLOCKS WITH ELEMENTS



STARTING CUSTOM BLOCKS: n.3 184 RIG
Surface 30,5 sqm Wt 1040 kg



STARTING CUSTOM BLOCKS: n.2 136 EDGE
Surface 12,5 sqm Wt 680 kg



STARTING CUSTOM BLOCKS: n.3 WALL MOUNTED
Surface 14 sqm Wt 420 kg



STARTING CUSTOM BLOCKS: n.1 184 ELITE AND n.1 184 RIG
Surface 23,5 sqm Wt 790 kg

COMPLETELY CUSTOM

ELITE BLOCK

DFC / CUSTOM
1DFC1



DIMENSIONS
W 133,5 cm H 237 cm the dimensions change depending
L 227 cm Wt 345 kg on the choice of the features.

RIG BLOCK

DFC / CUSTOM
1DFC3



DIMENSIONS
W 133,5 cm H 237 cm the dimensions change depending
L 201,5 cm Wt 230 kg on the choice of the features.

EDGE BLOCK

DFC / CUSTOM
1DFC2



DIMENSIONS
W 133,5 cm H 237 cm the dimensions change depending
L 148 cm Wt 280 kg on the choice of the features.

WALL MOUNTED BLOCK

DFC / CUSTOM
1DFC4



DIMENSIONS
W 133,5 cm H 237,5 cm the dimensions change depending
L 119 cm Wt 105 kg on the choice of the features.

4GRDFC12
WALL FIXING KIT



DIMENSIONS
W 17 cm H 15 cm
L 0,8 cm Wt 2 kg

4GRDFC16SX
LEFT COLUMN WITH SHEET METAL



DIMENSIONS
W 19 cm H 237 cm
L 15,5 cm Wt 38 kg

4GRDFC35
LINK WITH INCLINED SCALE



DIMENSIONS
W 301,6 cm H 58 cm
L 68,5 cm Wt 46 kg

7STDFC017V
LOWER STRUCTURAL CROSSBAR L 720



DIMENSIONS
W 72 cm H 10 cm
L 8 cm Wt 4 kg

4GRDFC16
COLUMN WITHOUT SHEET METAL



DIMENSIONS
W 19 cm H 237 cm
L 15,5 cm Wt 20 kg

4GRDFC25
COMPOUND CROSSBAR WITH SHEATH



DIMENSIONS
W 106,5 cm H 30 cm
L 43 cm Wt 19 kg

4GRDFC37
DOUBLE DIAMETER CROSSBAR



DIMENSIONS
W 110,5 cm H 8 cm
L 27,5 cm Wt 9 kg

7STDFC018V
LOWER STRUCTURAL CROSSBAR L 400



DIMENSIONS
W 40 cm H 10 cm
L 8 cm Wt 3 kg

4GRDFC16DX
RIGHT COLUMN WITH SHEET METAL



DIMENSIONS
W 19 cm H 237 cm
L 15,5 cm Wt 38 kg

4GRDFC34
LINK WITH HORIZONTAL SCALE



DIMENSIONS
W 301,6 cm H 21 cm
L 68,5 cm Wt 45 kg

4GRDFC40
MULTI-GRIP CROSSBAR



DIMENSIONS
W 110,5 cm H 12 cm
L 27,5 cm Wt 12 kg

7STDFC019V
HIGHER STRUCTURAL CROSSBAR L 720



DIMENSIONS
W 72 cm H 14 cm
L 8 cm Wt 4 kg

DFC / STRUCTURAL ELEMENTS

200

FUNCTIONAL - DFC CUSTOM

7STDFC020V

HIGHER STRUCTURAL CROSSBAR L 400



DIMENSIONS

W 40 cm H 14 cm
L 8 cm Wt 3 kg

7STDFC021V

LINK CROSSBAR



DIMENSIONS

W 106,5 cm H 30 cm
L 8 cm Wt 10 kg

7STDFC023V

RACK BALL



DIMENSIONS

W 106,5 cm H 12 cm
L 24 cm Wt 8 kg

7STDFC046V

LOWER STRUCTURAL CROSSBAR L 1680



DIMENSIONS

W 168 cm H 10 cm
L 8 cm Wt 9 kg

7STDFC047V

STRUCTURAL CROSSBAR FOR SCALE



DIMENSIONS

W 106,5 cm H 14 cm
L 8 cm Wt 6 kg

7STDFC061V

TELAIO TRAVERSA INFERIORE L 1065



DIMENSIONS

W 106,5 cm H 19 cm
L 4 cm Wt 7 kg

7STDFC024V

RACK KETTLEBELL



DIMENSIONS

W 106,5 cm H 12 cm
L 24 cm Wt 12 kg

7STDFC063V

RACK DISKS



DIMENSIONS

W 106,5 cm H 20 cm
L 24 cm Wt 9 kg

7STDFC064V

RACK DUMBBELLS



DIMENSIONS

W 106,5 cm H 21 cm
L 24 cm Wt 18 kg

4GRDFC49

BASEMENT KIT



DIMENSIONS

W 19 cm H 13 cm
L 6 cm Wt 5 kg

4GRDFC55

ACCESSORY RACK COLUMN COUPLE



DIMENSIONS

W 8 cm H 120 cm
L 40 cm Wt 12 kg

7STDFC026V

SINGLE CROSSBAR



DIMENSIONS

W 106,5 cm H 14 cm
L 8 cm Wt 4 kg

7STDFC027V

TRIANGULAR CROSSBAR



DIMENSIONS

W 106,5 cm H 40 cm
L 36,5 cm Wt 17 kg

7STDFC033V

HIGHER STRUCTURAL CROSSBAR L 1680

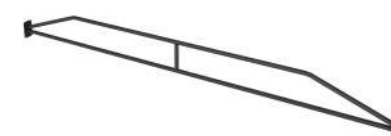


DIMENSIONS

W 168 cm H 14 cm
L 8 cm Wt 9 kg

7STDFC036V

LINK WITH LONG CROSSBAR L 2976



DIMENSIONS

W 297,6 cm H 29 cm
L 8 cm Wt 16 kg

7STDFC039V

LINK WITH SHORT CROSSBAR L 1716



DIMENSIONS

W 171,6 cm H 14 cm
L 8 cm Wt 5 kg

7STDFC041V

PULL-UP BALL CROSSBAR




DIMENSIONS

W 106,5 cm H 14 cm
L 39,5 cm Wt 17 kg

201

FUNCTIONAL - DFC CUSTOM

PANATTA



NAUSIKA
FITNESS CLUB
MOROCCO

DFC / MOBILE PANATTA MODULES

4GRDFC10

SINGLE BARBELL HOOK



DIMENSIONS

W 8 cm H 22 cm
L 19 cm Wt 2,5 kg

4GRDFC4

STEP-UP BOARD MODULE



DIMENSIONS

W 74 cm H 30 cm
L 74,5 cm Wt 17 kg

4GRDFC7

ADJUSTABLE CROSSBAR MODULE



DIMENSIONS

W 118,5 cm H 13,5 cm
L 11 cm Wt 5 kg

1BC102

VIKING PRESS HANDLE



DIMENSIONS

W 69 cm H 9,5 cm
L 41 cm Wt 8 kg

4GRDFC11

SINGLE SAFETY STOP



DIMENSIONS

W 8 cm H 25 cm
L 61 cm Wt 6,5 kg

4GRDFC5

COMBO TWIST MODULE



DIMENSIONS

W 160 cm H 133 cm
L 125 cm Wt 64 kg

4GRDFC9

DIPS MODULE



DIMENSIONS

W 64 cm H 30 cm
L 73,5 cm Wt 7 kg

4GRDFC3

SQUAT LUNGE MODULE



DIMENSIONS

W 140 cm H 70,5 cm
L 132 cm Wt 56 kg

4GRDFC6

JAMMER MODULE



DIMENSIONS

W 142 cm H 105 cm
L 66 cm Wt 52 kg

1BC101

T-BAR ROW HANDLE



DIMENSIONS

W 24 cm H 12 cm
L 23 cm Wt 2,5 kg

DFC / FIXED PANATTA MODULES

1BC100

POWER JOINT MODULE



DIMENSIONS

W 14 cm H 10,5 cm
L 55 cm Wt 4,5 kg

4GRDFC32

LATERAL FAT BAR – DFC 184 RIG



DIMENSIONS

W 144 cm H 23,5 cm
L 33 cm Wt 6,5 kg

4GRDFC47

BAR STORAGE MODULE



DIMENSIONS

W 28 cm H 5 cm
L 10 cm Wt 1,5 kg

7STDFC044V

LATERAL FAT BAR – DFC 184 ELITE/136 EDGE



DIMENSIONS

W 123 cm H 26 cm
L 33 cm Wt 6 kg

4GRDFC30

INCLINED SCALE MODULE



DIMENSIONS

W 122,5 cm H 110 cm
L 102,5 cm Wt 30 kg

4GRDFC38

BALL TARGET MODULE



DIMENSIONS

W 30 cm H 109,5 cm
L 16,5 cm Wt 11 kg

4GRIS17

DISK HOLDER



DIMENSIONS

W 7,5 cm H 7,5 cm
L 16 cm Wt 0,4 kg

4GRDFC50

KIT 3 HOOKS FOR ELASTIC BANDS



DIMENSIONS

W 3 cm H 3 cm
L 8 cm Wt 1 kg

4GRDFC31

PUNCHING BAG MODULE



DIMENSIONS

W 8 cm H 56,5 cm
L 84,5 cm Wt 9 kg

4GRDFC42

CLIMBING ROPE MODULE



DIMENSIONS

W 11 cm H 208 cm
L 113 cm Wt 22,5 kg



7STDFC028V

BATTLE ROPE HOOK MODULE



DIMENSIONS

W 8 cm H 14 cm
L 10 cm Wt 1 kg



4GRDFC51

LAT/PULLEY MODULE

**DIMENSIONS**

W 50 cm H 240 cm
L 95 cm Wt 150 kg

STANDARD LOAD

Std 100 kg
1:2 ratio

4GRDFC53

DUAL MODULE LEFT

**DIMENSIONS**

W 20 cm H 240 cm
L 98 cm Wt 190 kg

STANDARD LOAD

Std 100 kg
1:4 ratio

4GRDFC52

DUAL MODULE RIGHT

**DIMENSIONS**

W 20 cm H 240 cm
L 100 cm Wt 190 kg

STANDARD LOAD

Std 100 kg
1:4 ratio

4GRDFC54

DUAL ADJUSTABLE PULLEY FOR DFC

**DIMENSIONS**

W 135 cm H 240 cm
L 110 cm Wt 400 kg

STANDARD LOAD

Std 100 +100 kg
1:4 ratio





Worldwide Fitness Company

DYNAMIC FUNCTIONAL CAGE OUTDOOR

DFC OUTDOOR è la proposta Panatta da esterno per l'allenamento funzionale, calistenico e crosstraining. Dodici le strutture proposte di varie forme e dimensioni. Panatta dà inoltre la possibilità di creare una DFC Outdoor completamente personalizzata realizzata in funzione dello spazio a disposizione e della tipologia di allenamento che si desidera fare.

DFC OUTDOOR is the new Panatta solution for outdoor training; functional, calisthenics and cross-training. It is made of twelve structures of different shapes and sizes. Panatta gives also the chance to build-up your personal DFC Outdoor fully customized depending on the available space and the desired type of training..

Find more



FR. DFC OUTDOOR est la proposition Panatta outdoor pour l'entraînement fonctionnel, Calisthenics et Crosstraining. 12 structures standard prédéfinies. Panatta donne également la possibilité de créer un DFC Outdoor entièrement personnalisé en fonction de l'espace disponible et du type d'entraînement souhaité.

ES.DFC OUTDOOR OUTDOOR es la propuesta Panatta de exterior para el entrenamiento funcional, calistenia y crosstraining. Doce estructuras propuestas de diversas formas y dimensiones. Panatta, además, ofrece la posibilidad de crear una DFC Outdoor totalmente personalizada, en función del espacio disponible y del tipo de entrenamiento deseado.

DE. DFC OUTDOOR ist die neue Panatta-Lösung für das Training im Freien: Functional, Calisthenics und Cross-Training. Diese Serie besteht aus zwölf Varianten in verschiedenen Formen und Größen. Panatta bietet Ihnen auch die Möglichkeit, Ihren persönlichen DFC Outdoor Trainingsbereich ganz individuell zu gestalten, je nach verfügbarem Platz und der gewünschten Trainingsart.

RU.DFC OUTDOOR - это система от компании Panatta, устанавливаемая на открытом воздухе для функциональных тренировок, вольных упражнений и кросс-тренинга. Предлагается двенадцать конструкций различных форм и размеров. Panatta также предоставляет возможность создать полностью индивидуальный комплект DFC Outdoor в соответствии с имеющимся пространством и типом тренировки, которую вы хотите проводить.

AR.

DFC OUTDOOR هو مشروع من Panatta للهواء الطلق للتدريب الوظيفي، وتمارين الجيمناز، والتدريب المختلط. تم تصميم اثني عشر هيكلًا بأشكال وأحجام مختلفة. يوفر Panatta أيضًا إمكانية إنشاء DFC Outdoor مخصص بالكامل وفقًا للمساحة المتاحة ونوع التدريب الذي تريد القيام به.

DESIGN
& MADE
INITALY



DFC 316 OUTDOOR SQUARE

1CC001



DIMENSIONS

W 199 cm	H 256 cm	Surface	6,3 sqm
L 316 cm	Wt 180 kg	Suggested training space	20 sqm
Delivery	disassembled	N. of users	6

INCLUDED ELEMENTS

CODE	DESCRIPTION	Q.TY
4GRCC003	DIPS MODULE - OUTDOOR	1
4GRCC004	STEP-UP BOARD MODULE - OUTDOOR	1
4GRCC007	VERTICAL SCALE MODULE - OUTDOOR	1
7STCC018V	CROSSBAR L.1450 - OUTDOOR	3

DFC 300 OUTDOOR CLIMB

1CC002*



DIMENSIONS

W 170 cm	H 416 cm	Surface	5,1 sqm	N. of users	5
L 300 cm	Wt 178 kg	Suggested training space	18,5 sqm	Delivery	Disassembled

INCLUDED ELEMENTS

CODE	DESCRIPTION	Q.TY
4GRCC001	BASE COLUMN - OUTDOOR	2
4GRCC009	INCLINED PLANE MODULE - OUTDOOR	1
7STCC018V	CROSSBAR L.1450 - OUTDOOR	2
4GRCC010	CLIMBING COLUMN MODULE - OUTDOOR	2
4GRCC011	CLIMBING CROSSBAR MODULE - OUTDOOR	1

*BARBELLS AND FUNCTIONAL ACCESSORIES NOT INCLUDED

DFC 125 OUTDOOR WALL

1CC003*



DIMENSIONS

W 116 cm	H 256 cm	Surface	1,5 sqm
L 125 cm	Wt 66 kg	Suggested training space	5 sqm
Delivery	disassembled	N. of users	3

INCLUDED ELEMENTS

CODE	DESCRIPTION	Q.TY
4GRCC006	SQUAT MODULE - OUTDOOR	1
7STCC015V	CROSSBAR L.1000 - OUTDOOR	2
4GRCC012	WALL FIXING KIT - OUTDOOR	2

*BARBELLS AND FUNCTIONAL ACCESSORIES NOT INCLUDED

DFC 556 OUTDOOR POWER

1CC004*




DIMENSIONS

W 422 cm	H 256 cm	Surface	23,5 sqm	N. of users	12
L 556 cm	Wt 345 kg	Suggested training space	46,5 sqm	Delivery	Disassembled

INCLUDED ELEMENTS

CODE	DESCRIPTION	Q.TY
4GRCC003	BASE COLUMN - OUTDOOR	1
4GRCC004	INCLINED PLANE MODULE - OUTDOOR	1
4GRCC005	CROSSBAR L.1450 - OUTDOOR	1
4GRCC002	CLIMBING COLUMN MODULE - OUTDOOR	1
4GRCC006	CLIMBING CROSSBAR MODULE - OUTDOOR	1
4GRCC009	INCLINED PLANE MODULE - OUTDOOR	1
7STCC018V	CROSSBAR L.1450 - OUTDOOR	4
7STCC015V	CROSSBAR L.1000 - OUTDOOR	1



* BARBELL AND FUNCTIONAL ACCESSORIES NOT INCLUDED



DFC 487 OUTDOOR CROSSBRIDGE

1CC005

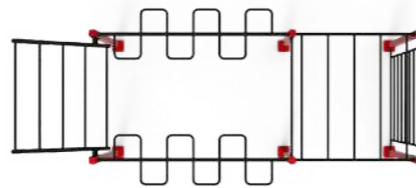


DIMENSIONS

W	216 cm	H	305 cm	Surface	10,5 sqm	N. of users	7
L	487 cm	Wt	268 kg	Suggested training space	25 sqm	Delivery	Disassembled

INCLUDED ELEMENTS

CODE	DESCRIPTION	Q.TY
4GRCC001	BASE COLUMN MODULE - OUTDOOR	4
4GRCC007	VERTICAL SCALE MODULE - OUTDOOR	1
7STCC016V	SNAKE CROSSBAR L.2320 - OUTDOOR	2
7STCC020V	HORIZONTAL SCALE MODULE L.1450 - OUTDOOR	1
7STCC018V	CROSSBAR L.1450 - OUTDOOR	1
7STCC019V	INCLINED SCALE MODULE - OUTDOOR	1



DFC 553 OUTDOOR CROSSBAR

1CC006

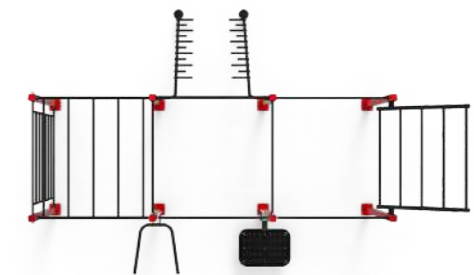


DIMENSIONS

W	376 cm	H	305 cm	Surface	21 sqm	N. of users	13
L	553 cm	Wt	378 kg	Suggested training space	43,5 sqm	Delivery	Disassembled

INCLUDED ELEMENTS

CODE	DESCRIPTION	Q.TY
4GRCC007	VERTICAL SCALE MODULE - OUTDOOR	1
4GRCC001	BASE COLUMN MODULE - OUTDOOR	4
4GRCC003	DIPS MODULE - OUTDOOR	1
4GRCC004	STEP UP BOARD MODULE - OUTDOOR	1
4GRCC009	INCLINED PLANE MODULE - OUTDOOR	1
7STCC018V	CROSSBAR L.1450 - OUTDOOR	5
7STCC020V	HORIZONTAL SCALE MODULE L.1450 - OUTDOOR	1
7STCC019V	INCLINED SCALE MODULE - OUTDOOR	1



DFC 862 OUTDOOR BRIDGE

1CC007*



DFC 601 OUTDOOR POWER SQUARE

1CC008




DIMENSIONS

W	426 cm	H	320 cm	Surface	36,5 sqm	N. of users	16
L	862 cm	Wt	442 kg	Suggested training space	65,5 sqm	Delivery	Disassembled

INCLUDED ELEMENTS

CODE	DESCRIPTION	Q.TY
4GRCC005	PARALLEL BARS MODULE - OUTDOOR	1
4GRCC006	SQUAT MODULE - OUTDOOR	1
4GRCC001	BASE COLUMN MODULE - OUTDOOR	2
4GRCC002	AB BENCH MODULE - OUTDOOR	1
4GRCC003	DIPS MODULE - OUTDOOR	1
4GRCC004	STEP UP BOARD MODULE - OUTDOOR	1
4GRCC009	INCLINED PLANE MODULE - OUTDOOR	1
7STCC018V	CROSSBAR L.1450 - OUTDOOR	5
7STCC015V	CROSSBAR L.1000 - OUTDOOR	1
7STCC017V	HORIZONTAL SCALE MODULE L.2980 - OUTDOOR	1
4GRCC008	BALL TARGET MODULE - OUTDOOR	1




DIMENSIONS

W	579 cm	H	320 cm	Surface	35 sqm	N. of users	17
L	601 cm	Wt	522 kg	Suggested training space	62,5 sqm	Delivery	Disassembled

INCLUDED ELEMENTS

CODE	DESCRIPTION	Q.TY
4GRCC003	DIPS MODULE - OUTDOOR	1
4GRCC004	STEP UP BOARD MODULE - OUTDOOR	1
4GRCC002	AB BENCH MODULE - OUTDOOR	1
4GRCC005	PARALLEL BARS MODULE - OUTDOOR	1
4GRCC001	BASE COLUMN MODULE - OUTDOOR	3
4GRCC007	VERTICAL SCALE MODULE - OUTDOOR	1
4GRCC008	BALL TARGET MODULE - OUTDOOR	1
7STCC019V	INCLINED SCALE MODULE - OUTDOOR	1
4GRCC009	INCLINED PLANE MODULE - OUTDOOR	1
7STCC018V	CROSSBAR L.1450 - OUTDOOR	7
7STCC020V	HORIZONTAL SCALE MODULE L.1450 - OUTDOOR	1



* BARBELL AND FUNCTIONAL ACCESSORIES NOT INCLUDED

DFC 812 OUTDOOR RING

1CC009*

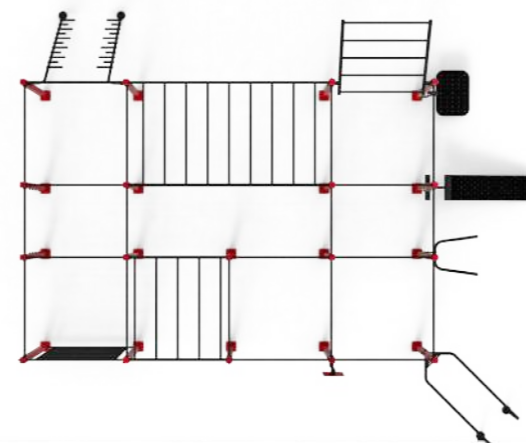


DIMENSIONS

W	710 cm	H	310 cm	Surface	57,5 sqm	N. of users	30
L	812 cm	Wt	809 kg	Suggested training space	90 sqm	Delivery	Disassembled

INCLUDED ELEMENTS

CODE	DESCRIPTION	Q.TY
4GRCC007	VERTICAL SCALE MODULE - OUTDOOR	1
4GRCC001	BASE COLUMN MODULE - OUTDOOR	10
4GRCC005	PARALLEL BARS MODULE - OUTDOOR	1
4GRCC003	DIPS MODULE - OUTDOOR	1
4GRCC004	STEP UP BOARD MODULE - OUTDOOR	1
4GRCC002	AB BENCH MODULE - OUTDOOR	1
4GRCC006	SQUAT MODULE - OUTDOOR	1
4GRCC008	BALL TARGET MODULE - OUTDOOR	1
7STCC020V	HORIZONTAL SCALE MODULE L.1450 - OUTDOOR	1
7STCC017V	HORIZONTAL SCALE MODULE L.2980 - OUTDOOR	1
4GRCC009	INCLINED PLANE MODULE - OUTDOOR	1
7STCC019V	INCLINED SCALE MODULE - OUTDOOR	1
7STCC018V	CROSSBAR L.1450 - OUTDOOR	16
7STCC015V	CROSSBAR L.1000 - OUTDOOR	3



* BARBELL AND FUNCTIONAL ACCESSORIES NOT INCLUDED

DFC 615 OUTDOOR CORNER

1CC010*

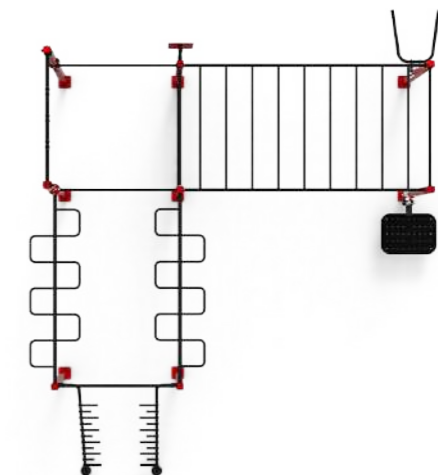


DIMENSIONS

W	526 cm	H	416 cm	Surface	32 sqm	N. of users	14
L	615 cm	Wt	450 kg	Suggested training space	59 sqm	Delivery	Disassembled

INCLUDED ELEMENTS

CODE	DESCRIPTION	Q.TY
4GRCC001	BASE COLUMN MODULE - OUTDOOR	2
4GRCC009	INCLINED PLANE MODULE - OUTDOOR	1
7STCC016V	SNAKE CROSSBAR L.2320 - OUTDOOR	1
7STCC018V	CROSSBAR L.1450 - OUTDOOR	3
4GRCC010	CLIMBING COLUMN MODULE - OUTDOOR	2
4GRCC011	CLIMBING CROSSBAR MODULE - OUTDOOR	1
4GRCC007	VERTICAL SCALE MODULE - OUTDOOR	1
4GRCC003	DIPS MODULE - OUTDOOR	1
4GRCC004	STEP UP BOARD MODULE - OUTDOOR	1
7STCC017V	HORIZONTAL SCALE MODULE L.2980 - OUTDOOR	1
4GRCC008	BALL TARGET MODULE - OUTDOOR	1



* BARBELL AND FUNCTIONAL ACCESSORIES NOT INCLUDED

DFC 776 OUTDOOR CLIMB TOWER

1CC011*

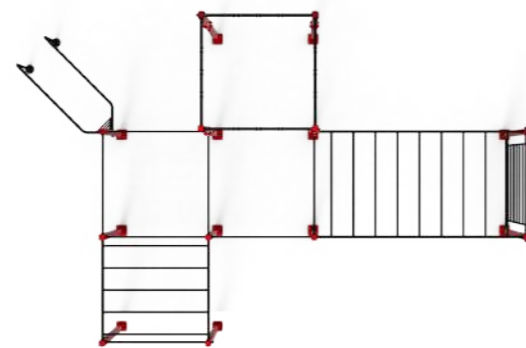


DIMENSIONS

W	476 cm	H	416 cm	Surface	37,5 sqm	N. of users	15
L	776 cm	Wt	522 kg	Suggested training space	66,5 sqm	Delivery	Disassembled

INCLUDED ELEMENTS

CODE	DESCRIPTION	Q.TY
4GRCC001	BASE COLUMN MODULE - OUTDOOR	5
4GRCC007	VERTICAL SCALE MODULE - OUTDOOR	1
4GRCC005	PARALLEL BARS MODULE - OUTDOOR	1
4GRCC010	CLIMBING COLUMN MODULE - OUTDOOR	4
4GRCC011	CLIMBING CROSSBAR MODULE - OUTDOOR	4
7STCC020V	HORIZONTAL SCALE MODULE L.1450 - OUTDOOR	1
7STCC017V	HORIZONTAL SCALE MODULE L.2980 - OUTDOOR	1
7STCC018V	CROSSBAR L.1450 - OUTDOOR	7



* BARBELL AND FUNCTIONAL ACCESSORIES NOT INCLUDED

DFC 1098 OUTDOOR ALL-AROUND

1CC012*

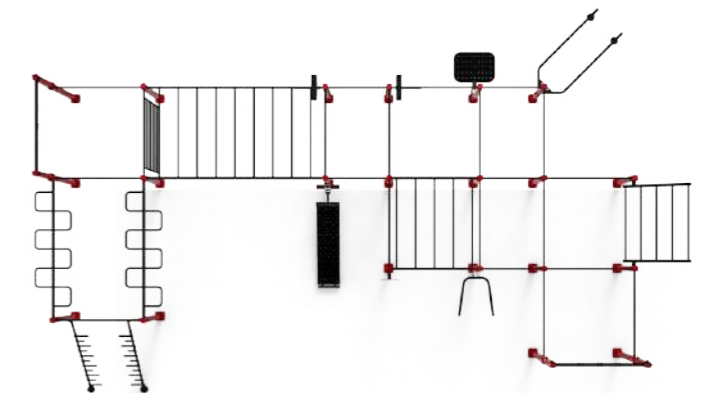


DIMENSIONS

W	688 cm	H	416 cm	Surface	76 sqm	N. of users	34
L	1098 cm	Wt	974 kg	Suggested training space	105 sqm	Delivery	Disassembled

INCLUDED ELEMENTS

CODE	DESCRIPTION	Q.TY
4GRCC001	BASE COLUMN MODULE - OUTDOOR	9
4GRCC009	INCLINED PLANE MODULE - OUTDOOR	1
7STCC016V	SNAKE CROSSBAR L.2320 - OUTDOOR	2
7STCC018V	CROSSBAR L.1450 - OUTDOOR	14
4GRCC010	CLIMBING COLUMN MODULE - OUTDOOR	4
4GRCC011	CLIMBING CROSSBAR MODULE - OUTDOOR	2
4GRCC007	VERTICAL SCALE MODULE - OUTDOOR	1
7STCC017V	HORIZONTAL SCALE MODULE L.2980 - OUTDOOR	1
4GRCC006	SQUAT MODULE - OUTDOOR	1
4GRCC002	AB BENCH MODULE - OUTDOOR	1
7STCC015V	CROSSBAR L.1000 - OUTDOOR	4
4GRCC003	DIPS MODULE - OUTDOOR	1
4GRCC004	STEP UP BOARD MODULE - OUTDOOR	1
4GRCC005	PARALLEL BARS MODULE - OUTDOOR	1
7STCC020V	HORIZONTAL SCALE MODULE L.1450 - OUTDOOR	1
4GRCC008	BALL TARGET MODULE - OUTDOOR	1
7STCC019V	INCLINED SCALE MODULE - OUTDOOR	1



* BARBELL AND FUNCTIONAL ACCESSORIES NOT INCLUDED

DFC / OUTDOOR ELEMENTS

220

FUNCTIONAL - DFC OUTDOOR



4GRCC001

BASE COLUMN - OUTDOOR



DIMENSIONS

W 17 cm H 256 cm
L 17 cm Wt 20 kg

4GRCC002

AB BENCH MODULE - OUTDOOR



DIMENSIONS

W 41 cm H 256 cm
L 198 cm Wt 67 kg

4GRCC003

DIPS MODULE - OUTDOOR



DIMENSIONS

W 64 cm H 256 cm
L 92 cm Wt 37 kg

7STCC015V

CROSSBAR L 1000 - OUTDOOR



DIMENSIONS

W 6 cm H 15 cm
L 100 cm Wt 3 kg

7STCC016V

SNAKE CROSSBAR L 2320 - OUTDOOR

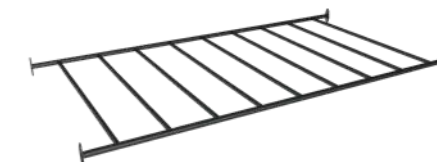


DIMENSIONS

W 63 cm H 15 cm
L 232 cm Wt 22 kg

7STCC017V

HORIZONTAL SCALE MODULE L 2980 OUTDOOR



DIMENSIONS

W 151 cm H 15 cm
L 298 cm Wt 52 kg

4GRCC004

STEP-UP BOARD MODULE - OUTDOOR



DIMENSIONS

W 74 cm H 256 cm
L 88 cm Wt 52 kg

4GRCC005

PARALLEL BARS MODULE - OUTDOOR



DIMENSIONS

W 74 cm H 256 cm
L 197 cm Wt 63 kg

4GRCC006

SQUAT MODULE - OUTDOOR



DIMENSIONS

W 20 cm H 256 cm
L 125 cm Wt 54 kg

7STCC018V

CROSSBAR L 1450 - OUTDOOR



DIMENSIONS

W 6 cm H 15 cm
L 145 cm Wt 4 kg

7STCC019V

SCALA SCALE - OUTDOOR



DIMENSIONS

W 140 cm H 27 cm
L 160 cm Wt 36 kg

7STCC020V

HORIZONTAL SCALE MODULE L 1450 OUTDOOR



DIMENSIONS

W 151 cm H 15 cm
L 145 cm Wt 28 kg

4GRCC007

VERTICAL SCALE MODULE - OUTDOOR



DIMENSIONS

W 17 cm H 256 cm
L 92 cm Wt 79 kg

4GRCC008

BALL TARGET MODULE - OUTDOOR



DIMENSIONS

W 13 cm H 90 cm
L 30 cm Wt 10 kg

4GRCC009

INCLINED PLANE MODULE - OUTDOOR



DIMENSIONS

W 140 cm H 247 cm
L 145 cm Wt 49 kg

4GRCC010

CLIMBING COLUMN MODULE - OUTDOOR



DIMENSIONS

W 17 cm H 416 cm
L 17 cm Wt 34 kg

4GRCC011

CLIMBING CROSSBAR MODULE - OUTDOOR



DIMENSIONS

W 7 cm H 14 cm
L 159 cm Wt 11 kg

4GRCC012

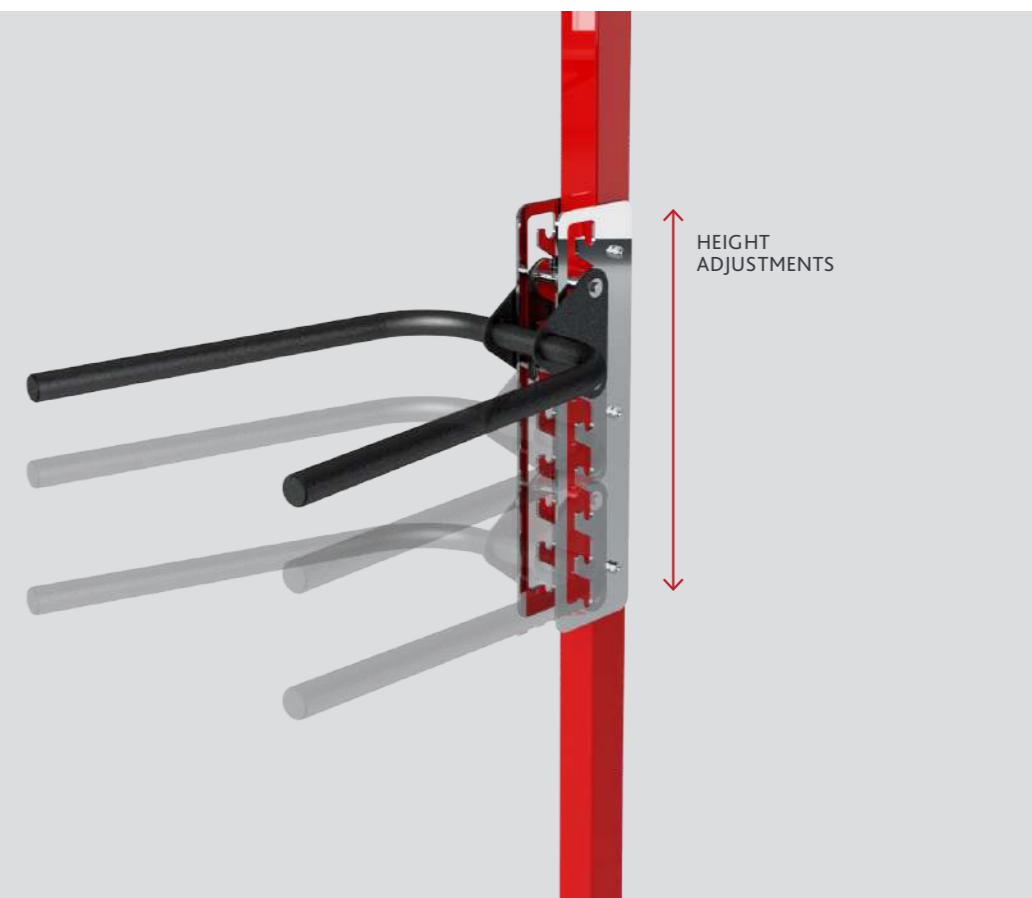
WALL FIXING KIT - OUTDOOR



DIMENSIONS

W 0,8 cm H 17 cm
L 15 cm Wt 1,5 kg

FIXED ADJUSTMENT SYSTEM



HEIGHT ADJUSTMENTS

221

FUNCTIONAL - DFC OUTDOOR





FUNCTIONAL ACCESSORIES

POWERED BY PANATTA



CLAMP COLLARS



DIAMETER
 2CZ1901 50 cm
 2CZ1911 25 cm

SUSPENSION TRAINER

2CZ1906



COLOR
 Yellow/Black

COMPETITION BUMPER



2CZ3005	5 kg	Black	2CZ3020	20 kg	Blue
2CZ3010	10 kg	Green	2CZ3025	25 kg	Red
2CZ3015	15 kg	Yellow			

PANATTA BLACK BUMPER



2CZ4005	5 kg	2CZ4015	15 kg
2CZ4010	10 kg	2CZ4020	20 kg

MICROLOADS



2CZ10005	0,5 kg	Black	2CZ10015	1,5 kg	Blue
2CZ1001	1 kg	Green	2CZ1002	2 kg	Red

WALL BALL



2CZ5004	4 kg	2CZ5008	8 kg
2CZ5006	6 kg	2CZ5010	10 kg



SLAM BALL

COLOR: BLACK



2CZ6003	3 kg	2CZ6009	9 kg	2CZ6018	18 kg
2CZ6005	5 kg	2CZ6012	12 kg	2CZ6020	20 kg
2CZ6007	7 kg	2CZ6015	15 kg		

OLYMPIC STEEL KETTLEBELL

COLOR: BASED ON THE WEIGHT



2CZ8008	8 kg	2CZ8020	20 kg	2CZ8032	32 kg
2CZ8012	12 kg	2CZ8024	24 kg		
2CZ8016	16 kg	2CZ8028	28 kg		

GUN-EX COBRA BASIC KIT 300

2CZ109



Cobra ropes 5,5 m	n° 2	Anchor strap	n° 1
Lockable wire carabiner	n° 2	Hip-belt	n° 1
Maillon carabiner	n° 2	Training manual	n° 1

MED BALL

COLOR: BASED ON THE WEIGHT



2CZ7002	2 kg	2CZ7005	5 kg	2CZ7008	8 kg
2CZ7003	3 kg	2CZ7006	6 kg	2CZ7009	9 kg
2CZ7004	4 kg	2CZ7007	7 kg	2CZ7010	10 kg

VINYL KETTLEBEL

COLOR: BASED ON THE WEIGHT



2CZ9004	4 kg	2CZ9010	10 kg	2CZ9020	20 kg
2CZ9006	6 kg	2CZ9012	12 kg		
2CZ9008	8 kg	2CZ9016	16 kg		

HEXAGONAL DUMBBELLS

COLOR: BLACK



2CZ720025	2 kg	2CZ20020	20 kg	2CZ200375	37,5 kg
2CZ20005	5 kg	2CZ200225	22,5 kg	2CZ200400	40 kg
2CZ720075	7 kg	2CZ20025	25 kg	2CZ200425	42,5 kg
2CZ20010	10 kg	2CZ200275	27,5 kg	2CZ200450	45 kg
2CZ200125	12,5 kg	2CZ20030	30 kg	2CZ200475	47,5 kg
2CZ20015	15 kg	2CZ200325	32,5 kg	2CZ200500	50 kg
2CZ200175	17,5 kg	2CZ20035	35 kg		

BATTLE ROPE

2CZ1905



COLOR	DIMENSION	
Black	L	15 m
	Ø	3,8 cm

RINGS

2CZ1900



MADE IN WOOD

PUNCHING BAG

2CZ1909



COLOR	MADE IN LEATHER
Black	

PLYO BOX

2CZ1910



MADE IN WOOD

SKIP ROPE 2CZ1906


2CZ1907



COLOR
Black

SET LATEX BAND

2CZ1908



RESISTANCE	7-15 kg	W	2,3 cm	Red
RESISTANCE	10-30 kg	W	2,1 cm	Black
RESISTANCE	15-40 kg	W	3,2 cm	Purple
RESISTANCE	23-57 kg	W	4,5 cm	Green
RESISTANCE	30-80 kg	W	6,4 cm	Blue
RESISTANCE	40-105 kg	W	10,2 cm	Orange

CLIMBING ROPE

2CZ1904



DIMENSION	
L	5 m
Ø	3,8 cm





Worldwide Fitness Company

INSIDE
your functional freedom

PANATTA INSIDE

Inside nasce con l'obiettivo di consentire all'utente e al trainer la più vasta gamma di esercizi possibile nei più diversi campi di applicazione: functional, isotonico tradizionale, preparazione atletica, riabilitazione, posturale. L'estrema versatilità e le innumerevoli funzionalità dell'attrezzo ne fanno inoltre strumento ideale per l'attività del Personal Trainer che sarà così in grado di offrire al cliente workout sempre nuovi e sempre più stimolanti.

Inside was created with the goal of allowing the user and the trainer the widest possible range of exercises in various fields of application: functional, traditional isotonic, athletic training, rehabilitation, postural. The versatility and the many features of the tool also make it ideal for the activity of the Personal Trainer who will then be able to offer customers new workout ever and increasingly challenging.

n° machines: 1 + 3 external tools

Find more



FR. Inside a été conçue dans le but d'assurer a l'utilisateur et au coach le plus large éventail possible d'exercices dans divers domaines d'application : fonctionnel, musculation, préparation physique, réhabilitation, exercices posturaux. La polyvalence et les nombreuses fonctionnalités de l'appareil rendent cette machine idéale pour l'activité du coach, en proposant aux utilisateurs des entraînements différents et stimulants.

ES. Inside se fundó con el objetivo de permitir al usuario y al entrenador el mayor número posible de ejercicios en diversos campos de aplicación: funcional, isotónico tradicional, preparación atlética, rehabilitación, postural. La extrema versatilidad y las innumerables funcionalidades de la maquina, la convierten en un instrumento ideal para la actividad del entrenador personal, el cual será capaz de ofrecer a los clientes un workout siempre nuevo y cada vez más estimulante.

DE. Die Panatta Inside wurde entwickelt mit dem Ziel, dem Benutzer und dem Trainer die größtmögliche Palette an Übungen in den unterschiedlichsten Anwendungsbereichen zu ermöglichen: Funktionales, klassisches Training sowie im Bereich der Sport-Rehabilitation. Die extreme Vielseitigkeit und die unzähligen Funktionen machen dieses Gerät zum idealen Begleiter eines Personal Trainers, der so seinen Kunden stets neue und immer motivierende Workouts bieten kann.

RU. Inside был создан с целью предоставить возможность, как пользователю, так и тренеру выполнять широкий спектр упражнений в зависимости от потребностей: функциональной, традиционно силовой, спортивной тренировки, реабилитации, коррекции осанки. Универсальность и многие другие особенности этого тренажера делают его идеальным для персональных тренеров, которые смогут предложить клиентам новые упражнения со все более разнообразными задачами.

AR. **INSIDE** موضوعة بهدف السماح للمستخدم والمدرّب على أوسع نطاق ممكن من التدريبات في مختلف مجالات التطبيق: فعالة، قوة تقليدية، والإعداد الرياضي، وإعادة التأهيل، الوضعي. الإمكانيات والفعاليات المتعددة للجهاز يجعله مثالي لأنشطة المدرّب الشخصي الذي بدوره سيقدّم للزبون تمارين جديدة ومنتشقة.

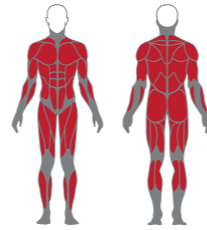
DESIGN
& MADE
INITALY

INSIDE
YOUR FUNCTIONAL FREEDOM




INSIDE

- 11N101 INSIDE
- 11N201 INSIDE - PULL BENCH
- 11N202 INSIDE - PUSH BENCH
- 11N203 INSIDE - STEP
- 11N301 INSIDE - RACK
- 11N401 EDUCATIONAL KIT



INSIDE YOUR TRAINING

THE RIGHT TRAINING FOR EVERYONE



1 / FUNCTIONAL 2 / STRENGTH 3 / SPORT 4 / REHAB 5 / POSTURAL

INSIDE YOUR FREEDOM

FREE TO CHOOSE HOW TO WORKOUT

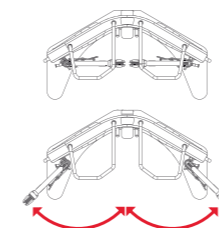
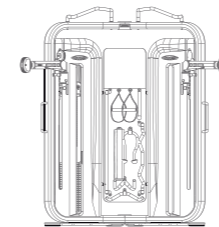


1 / SINGLE 2 / DOUBLE 3 / SMALL GROUP 4 / CIRCUIT

INSIDE YOUR SPACE

MAXIMUM IN MINIMUM SPACE

3 SOLUTIONS IN 1
 + dual adjustable pulley
 + cable crossover
 + single cable machines



3 EXTERNAL TOOLS



Pull bench Step Push bench

FULL OPTIONAL WALL

- 2 combo dual handgrips
- swing bar
- straight bar
- curl bar
- waist belt
- triceps rope
- pressdown bar
- multi exercise bar

DIMENSIONS		LOAD		CABLE LENGTH 4 M		EASY STEP	
W	95 cm	H	230 cm	Std	120 kg	2 DOCKS FOR SUSPENSION TRAINING ACCESSORIES	
L	175 cm	Wt	610 kg	Opt	150 kg	1:4 RATIO COMBO DUAL HANDGRIPS	



Worldwide Fitness Company

Dual Adjustable Pulley

DUAL ADJUSTABLE PULLEY

Attrezzo versatile e di facile uso consente di eseguire vari tipi di allenamento: functional training, preparazione atletica, riabilitazione e ginnastica posturale. Grazie alle regolazioni in altezza ed allo snodo free motion 360° si adatta a qualsiasi tipologia di utente.

Versatile and easy equipment, allows the user to perform various types of exercise: functional training, athletic training, rehabilitation and postural training. Thanks to the height adjustments and to the free motion joint 360° the equipment fits to any type of user.

n° machines: 4

Find more



FR. Machine polyvalente et facile à utiliser permettant d'exécuter différents types d'entraînements : fonctionnels, préparation physique, rééducation et gymnastique posturale. Grâce aux réglages en hauteur et à la rotation free motion 360° de la poulie, la machine s'adapte à tout type d'utilisateur.

ES. Máquina versátil y de utilizar sencillo que permite ejecutar varios ejercicios de entrenamiento: funcional training, preparación atlética, rehabilitación y gimnástica postural. Gracias a los ajustes en altura y a la junta free motion 360° se adapta a toda tipología de usuario.

DE. Ein vielseitiges und leicht einsetzbares Trainingsgerät. Damit lassen sich fachspezifisches Training, athletische Vorbereitung und für die Rehabilitation viele weiteren Übungen ausführen. Dank der optimalen Einstellmöglichkeiten in seiner Höhe und deren beweglichen Arme passt sich das Gerät zu 360° an sämtliche Bedürfnisse der Benutzer an.

RU. Универсальный тренажёр, простой в использовании, позволяющий выполнять различные виды тренировок: функциональный фитнес-тренинг, спортивные тренировки, восстановительная и постуральная гимнастика. Благодаря регулировке по высоте и шарниру, свободно вращающемуся на 360°, он легко подстраивается под любого пользователя.

AR.

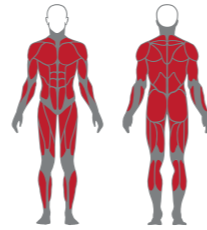
موضوعة بهدف السماح للمستخدم والمدرّب على أوسع نطاق ممكن من التدريبات في مختلف مجالات التطبيق: فعالة، قوة تقليدية، والإعداد الرياضي، وإعادة التأهيل، الوضعي، الإمكانات والفعاليات المتعددة للجهاز يجعله مثالي لأنشطة المدرّب الشخصي الذي بدوره سيقدّم للزبون تمارين جديدة ومنتشّة.

DESIGN & MADE IN ITALY



DUAL ADJUSTABLE PULLEY

1FE123 FULL VERSION
1FE122 SMART VERSION



FULL VERSION

SMART VERSION

BIOMECHANICS

VERSATILE AND EASY EQUIPMENT



WALL - SMART VERSION



JOINT FREE MOTION 360°



DYNAMIC REGULATION SYSTEM

MORE THAN 200 EXERCISES

VARIOUS TYPES OF TRAINING



1 / UPPER



2 / LOWER



3 / CORE



4 / SPORT

FULL VERSIONS

FULL OPTIONAL WALL

DESCRIPTIVE TABLE

+ 16 movements



8 ACCESSORIES

- ▶ 2 combo dual handgrips 2CZ1603
- ▶ swing bar 2CZ1604
- ▶ waist bar 2CZ1605
- ▶ curl bar 2CZ1606
- ▶ straight bar 2CZ1607
- ▶ triceps rope 2CZ1604
- ▶ multi-exercise bar 2CZ1608
- ▶ pressdown bar 2CZ1609



DIMENSIONS (machine)

W 150 cm H 235 cm
L 120 cm Wt 400 kg

2 INDEPENDENT WEIGHT COLUMNS

Std single column 100 kg - total 200 kg
Opt single column 120 kg - total 240 kg

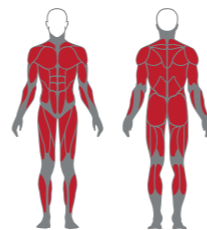
SPECIFICATION

Cable Length 4m
Ratio 1:4



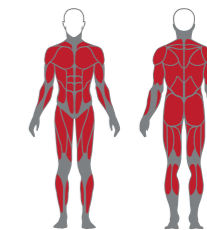
DUAL ADJUSTABLE PULLEY SPECIAL

1FE122SR



DUAL ADJUSTABLE PULLEY PT

1HF001



DIMENSIONS (machine)		2 INDEPENDENT WEIGHT COLUMNS		SPECIFICATION	
W	135 cm	H	230 cm	Std	100 kg
L	190 cm	Wt	425 kg	Opt	120 kg

Cable Length	4m
Ratio	1:4

DIMENSIONS (machine)		2 INDEPENDENT WEIGHT COLUMNS		STANDARD ACCESSORIES	
W	180 cm	H	235 cm	Std	100+100 kg
L	55 cm	Wt	360 kg	Ratio	1:4
				Cable Length	4 m

2 Combo dual handgrips



Worldwide Fitness Company

Flexibility

PANATTA FLEXIBILITY

Le panche stretching FLEXOR and EXTENSOR nascono da attente ricerche con l'intento di fornire al praticante di qualsiasi livello un supporto valido e funzionale per la pratica degli esercizi di flessibilità.

FLEXOR and EXTENSOR stretching benches come from careful research with the intent to provide the user of any level, a valid and functional support for the practice of flexibility exercises.

FR. Les bancs stretching FLEXOR et EXTENSOR issus d'une recherche approfondie dans le but de fournir aux utilisateurs de tous niveaux un outil indispensable et fonctionnel pour la pratique d'exercices de flexibilité.

ES. Los bancos stretching, FLEXOR y EXTENSOR, provienen de investigaciones cuidadosas con la intención de proporcionar al practicante de cualquier nivel, un soporte válido y funcional para la práctica de ejercicios de flexibilidad.

DE. Die Stretching-Bänke FLEXOR und EXTENSOR entstanden, durch sorgfältige Forschung mit der Absicht, dem Benutzer jede Art von funktionaler Unterstützung für die Ausübung der Flexibilitätsübungen zu ermöglichen.

RU. Скамьи для растяжки FLEXOR и EXTENSOR созданы после тщательных исследований в стремлении предоставить пользователю любого уровня существенную и эффективную поддержку в выполнении упражнений на развитие гибкости.

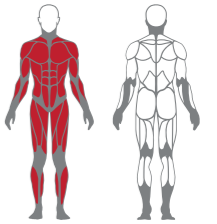
AR.

مقاعد ال FLEXOR و EXTENSOR تأتي من بحوث دقيقة لتقديم للممارس من أي مستوى كان، دعم فعال لممارسة تمارين المرونة.



STRETCHING FLEXOR BENCH

BENCHES
1FE261



241

STRETCHING - FLEXIBILITY

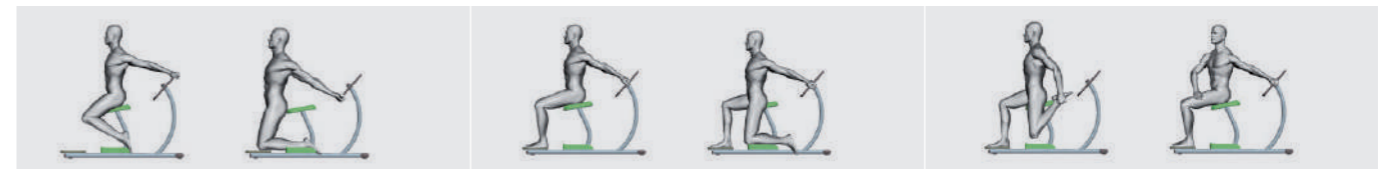


DIMENSIONS

W 149 cm H 104 cm L 76 cm Wt 75 kg

OPTIONAL

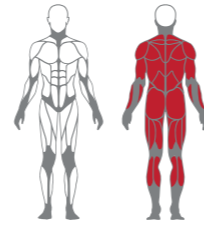
1FE401 - educational kit





STRETCHING EXTENSOR BENCH

BENCHES
1FE260


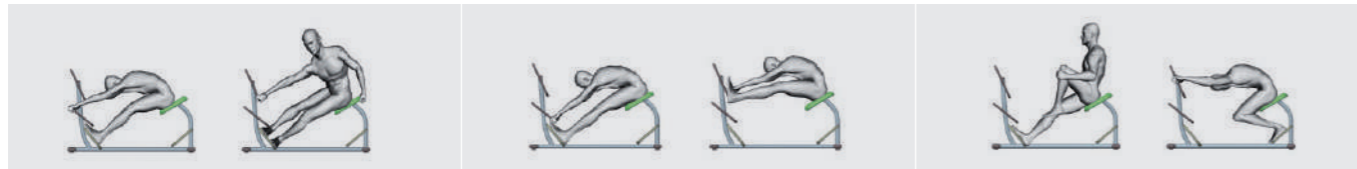


DIMENSIONS

W 149 cm H 92 cm L 73 cm Wt 67 kg

OPTIONAL

1FE401 - educational kit





Worldwide Fitness Company



PANATTA KIDS SYSTEM

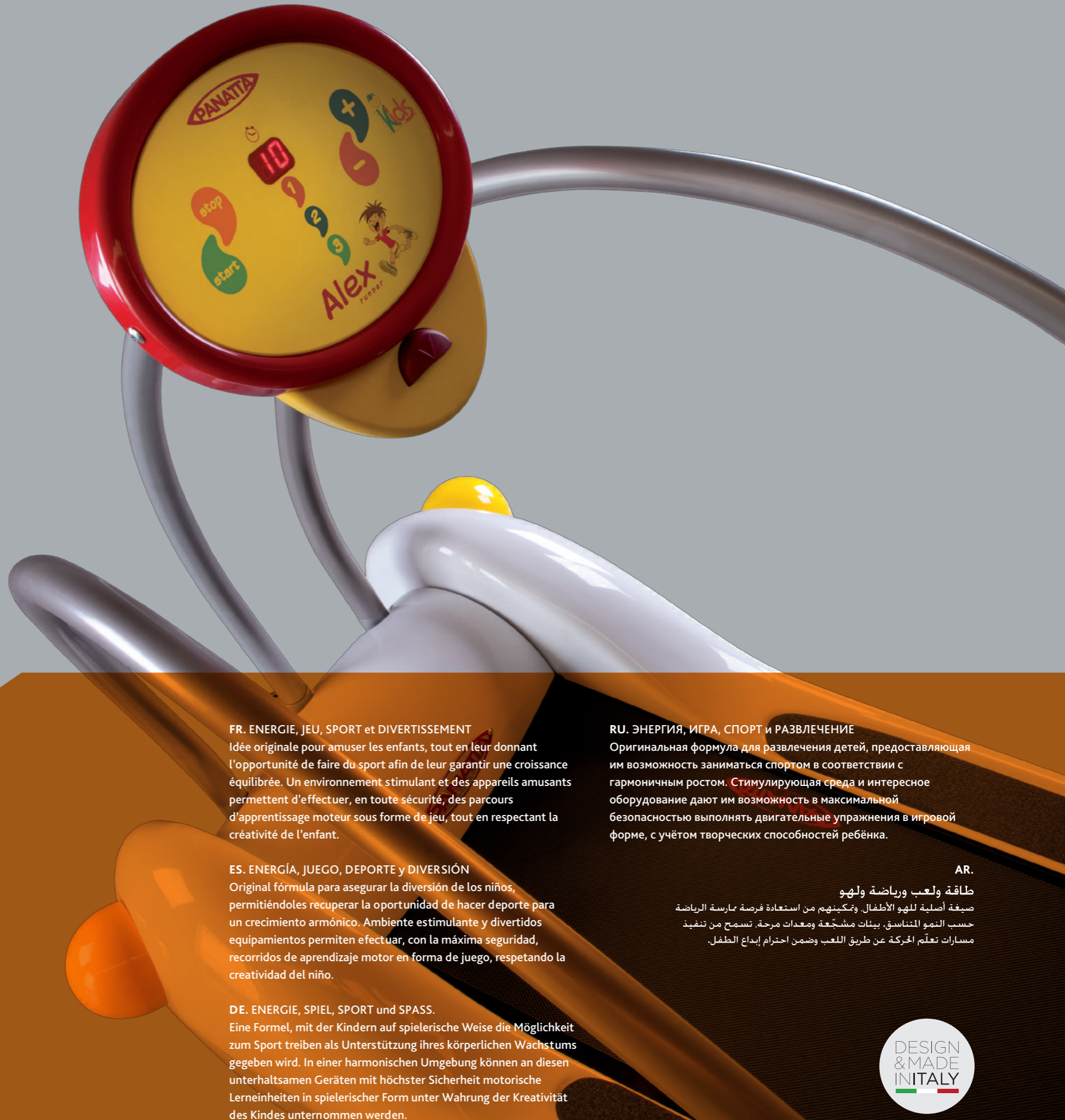
ENERGIA, GIOCO, SPORT E DIVERTIMENTO

Formula originale per far divertire i bambini, facendogli recuperare l'opportunità di fare sport in funzione di una crescita armonica. Ambiente stimolante e divertenti attrezzature permettono di eseguire, in massima sicurezza, dei percorsi di apprendimento motorio sottoforma di gioco, nel rispetto della creatività del fanciullo.

ENERGY, PLAY, SPORT AND FUN

An original formula geared towards fun that gives children the opportunity to do sport to ensure their harmonious growth. A stimulating environment and fun-to-use equipment that allow children to engage in motor learning activity in the form of play, fully respecting the child creativity.

Find more



FR. ENERGIE, JEU, SPORT et DIVERTISSEMENT

Idée originale pour amuser les enfants, tout en leur donnant l'opportunité de faire du sport afin de leur garantir une croissance équilibrée. Un environnement stimulant et des appareils amusants permettent d'effectuer, en toute sécurité, des parcours d'apprentissage moteur sous forme de jeu, tout en respectant la créativité de l'enfant.

ES. ENERGÍA, JUEGO, DEPORTE y DIVERSIÓN

Original fórmula para asegurar la diversión de los niños, permitiéndoles recuperar la oportunidad de hacer deporte para un crecimiento armónico. Ambiente estimulante y divertidos equipamientos permiten efectuar, con la máxima seguridad, recorridos de aprendizaje motor en forma de juego, respetando la creatividad del niño.

DE. ENERGIE, SPIEL, SPORT und SPASS.

Eine Formel, mit der Kindern auf spielerische Weise die Möglichkeit zum Sport treiben als Unterstützung ihres körperlichen Wachstums gegeben wird. In einer harmonischen Umgebung können an diesen unterhaltsamen Geräten mit höchster Sicherheit motorische Lerneinheiten in spielerischer Form unter Wahrung der Kreativität des Kindes unternommen werden.

RU. ЭНЕРГИЯ, ИГРА, СПОРТ и РАЗВЛЕЧЕНИЕ

Оригинальная формула для развлечения детей, предоставляющая им возможность заниматься спортом в соответствии с гармоничным ростом. Стимулирующая среда и интересное оборудование дают им возможность в максимальной безопасности выполнять двигательные упражнения в игровой форме, с учётом творческих способностей ребёнка.

AR.

طاقة ولعب ورياضة ولهو
صيغة أصلية للهو الأطفال. وتمكينهم من استعادة فرصة ممارسة الرياضة حسب النمو المتناسق. بينات مشجعة ومعدات مرحة. تسمح من تنفيذ مسارات تعلم الحركة عن طريق اللعب وضمن احترام إبداع الطفل.

DESIGN
& MADE
INITALY

**PANG
MACHINE**

1KD1



DIMENSIONS		LOAD	
W	85 cm	H	150 cm
L	180 cm	Std	25 kg
		Wt	97 kg

**MAX
MACHINE**

1KD3



DIMENSIONS		LOAD	
W	85 cm	H	150 cm
L	185 cm	Std	25 kg
		Wt	95 kg

**KITO
MACHINE**

1KD2



DIMENSIONS		LOAD	
W	85 cm	H	150 cm
L	180 cm	Std	25 kg
		Wt	85 kg

**LUIZ
MACHINE**

1KD4



DIMENSIONS		LOAD	
W	75 cm	H	150 cm
L	220 cm	Std	25 kg
		Wt	105 kg

**YUMI
MACHINE**

1KD5



DIMENSIONS		LOAD	
W	65 cm	H	95 cm
L	100 cm	Std	25 kg
		Wt	25 kg

CLIMBER

1KD7



DIMENSIONS		LOAD	
W	110 cm	H	182 cm
L	110 cm	Std	70 kg
		Wt	70 kg

ALEX RUNNER

1KD6



DIMENSIONS		LOAD	
W	70 cm	H	110 cm
L	170 cm	Std	50 kg
		Wt	50 kg

PUNCHING BAG

2CZ1541 PRO BAG +1KD18 KIDS SOFT BAG



DIMENSIONS		LOAD	
W	65 cm	H	170 cm
L	65 cm	Std	15,5 kg
		Wt	15,5 kg

CUBE

1KD9+1KD13 (TOOLS)



DIMENSIONS

W 82 cm H 82 cm
L 82 cm Wt 37 kg

OTHER KIDS CODES

1KD14 1 sqm GREEN PVC FLOOR THICKNESS 9MM - STANDARD: 42 PCS.
1KD16 1 sqm PLAY TRACK THICKNESS 9MM PVC: COLOUR YELLOW, ORANGE, RED, BLUE - STANDARD: 7+7+8+8 PCS.
1KD201 TROLLEY FOR KIDS MACHINES



WUHAN CLUB
FITNESS CLUB
CHINA



RACEWALKER

Worldwide Fitness Company

PANATTA RACE WALKER

Panatta protagonista della nuova tendenza del group training: il WALKING. Un tappeto a resistenza meccanica, stabile, compatto e dal design moderno, nato dall'esperienza Panatta. Permette di replicare il movimento naturale della camminata in modo fluido e sicuro.

Panatta is a key player in the new trend of group training: WALKING. A mechanical resistance treadmill, stable, compact, featuring modern design, born of the experience of Panatta. Makes it possible to replicate the natural movement of walking in a fluid and safe manner.



FR. Panatta acteur de la nouvelle tendance du group training: le WALKING. Un tapis à résistance mécanique, stable, compact au design moderne, né de l'expérience Panatta. Il permet de reproduire le mouvement naturel de la marche de façon fluide et sûr.

ES. Panatta protagonista de la nueva tendencia del entrenamiento en grupo: el WALKING. Un tapete de resistencia mecánica, estable, compacto y con un moderno diseño, nacido de la experiencia Panatta. Permite replicar el movimiento natural de caminar en manera fluida y segura.

DE. Panatta ist führend beim neuen Trend des Gruppentrainings: dem WALKING. Ein Laufband mit mechanischem Widerstand, stabil, kompakt und mit modernem Design. Es erlaubt das Nachahmen der natürlichen Bewegung des Gehens auf sanfte und sichere Art.

RU. Panatta является лидирующей компанией, занимающейся новой тенденцией групповых тренировок: WALKING. Ковёр, отличающийся механической прочностью, стабильностью, компактностью и современным дизайном, родился благодаря опыту, накопленному Panatta. Он позволяет повторять естественное движение ходьбы плавным и безопасным образом. Занимает мало места.

AR. تعتبر شركة Panatta من أوائل الشركات التي تبنت الاتجاه الجديد المعروف باسم group training : ألا وهو الـ WALKING. بسائط ذات مقاومة ميكانيكية ومستقر وصلب وذات تصميم حديث ونابع من خبرة شركة Panatta.

DESIGN
& MADE
INITALY

RACE WALKER

1CF60



RESISTANCE ADJUSTMENT



ADJUSTMENTS



SPACE-SAVING



RACE WALKER SPECIAL

1CF61



SMARTPHONE SUPPORT



ADJUSTMENTS



SPACE-SAVING




DIMENSIONS (closed)		DIMENSIONS (open)		MACHINE WEIGHT			
W	81 cm	W	81 cm	H	150 cm	TREADMILL SURFACE (LxW)	42x128 cm
L	63 cm	L	150 cm	Wt	93 kg	AVAILABLE COLORS	See Atelier section

DIMENSIONS (closed)		DIMENSIONS (open)		MACHINE WEIGHT			
W	70 cm	W	70 cm	H	145 cm	TREADMILL SURFACE (LxW)	42x128 cm
L	65 cm	L	155 cm	Wt	90 kg	AVAILABLE COLORS	See Atelier section



Worldwide Fitness Company

AEROBICS



BODY PUMP PUMP RACK / SET OF WEIGHT AND BARBELLS

PUMP RACK / 1AB309



SET OF WEIGHTS

DIMENSIONS

W 115 cm H 86 cm
L 60 cm Wt 40 kg

CODE N. WEIGHT THICKNESS DIAMETER

2CZ1265 2 5 kg 6 cm 25 cm
2CZ1262 2 2 kg 4,5 cm 25 cm
2CZ1261 2 1 kg 4 cm 25 cm

AEROBIC WEIGHTS DUMBBELLS / DUMBBELLS RACK

DUMBBELL RACK / 1AB306

STANDARD COMBINATION FOR AEROBIC DUMBBELL RACK:

N.60 2CZ1361 > 1 kg
N.20 2CZ1362 > 2 kg
N. 8 2CZ1363 > 3 kg
N. 6 2CZ1364 > 4 kg
N. 6 2CZ1365 > 5 kg



DUMBBELLS RACK

W 94 cm H 81 cm
L 48 cm Wt 50 kg

DUMBBELLS Weight

2CZ1361 1 KG
2CZ1362 2 KG
2CZ1363 3 KG
2CZ1364 4 KG
2CZ1365 5 KG



LES MILLS SMARTSTEP PRO

2CZ1200




LES MILLS SMARTSTEP PRO (1 DECK + 4 RISERS)

W 106 cm H 5 cm / 15 cm with 4 risers
L 42 cm

COMFORT MAT

2CZ1530



DIMENSIONS

W 60 cm H 8 cm
L 140 cm

FIT BALL

2CZ0055
2CZ0065



DIAMETER

2CZ0055 55 cm
2CZ0065 65 cm

PRO BAG

2CZ1541

BOXING GLOVES

2CZ1522



2CZ1541

ADJUSTMENTS
HEIGHT 3
170 CM / 185 CM / 200 CM
DIAMETER 60 CM
WEIGHT 18 KG

TANNING CREAM

2CZ6



TANNING CREAM 100 gr

WALLBAR

2CZ107

2CZ108



DIMENSIONS DOUBLE MODULE 180x250 cm
DIMENSIONS SINGLE MODULE 90x250 cm



ATLAS FC FOOTBALL
PREMIER LEAGUE
MEXICO



interior
DESIGN YOUR SPACE

Worldwide Fitness Company

INTERIOR DESIGN YOUR SPACE

Con gli arredi firmati Panatta, forme, colori e materiali definiscono ambienti piacevoli ed eleganti. In linea con le ultime tendenze di design, Panatta propone uno stile in grado di rispecchiare la filosofia del club e di generare un'immediata sensazione di comfort e praticità.

With the furnishings provided by Panatta, shapes, colours, and materials define a pleasant and elegant environment. In line with the latest design trends, Panatta proposes a style that reflects the club's philosophy and gives an immediate sensation of comfort and practicality.

FR. Avec les vestiaires signés Panatta, les formes, les couleurs et les matériaux caractérisent des environnements agréables et élégants. Dans la ligne des dernières tendances du design, Panatta propose un style qui reflète la philosophie du club et qui génère une sensation immédiate de confort et un caractère fonctionnel.

ES. Con las decoraciones de la marca Panatta las formas, los colores y los materiales definen ambientes placenteros y elegantes. En línea con las últimas tendencias de diseño, Panatta propone un estilo capaz de reflejar la filosofía del club y generar una inmediata sensación de comodidad y practicidad.

DE. Mit Einrichtungen aus dem Hause Panatta werden durch Formen, Farben und Materialien angenehme und elegante Räume definiert. Entsprechend der neuesten Designtrends bietet Panatta einen Stil, der die Philosophie des Clubs widerspiegelt und sofort das Gefühl von Komfort und Zweckmäßigkeit erzeugt.

RU. Созданный компанией Panatta интерьер, формы, цвета и материалы придают помещениям приятный вид и элегантность. В соответствии с последними тенденциями дизайна компания Panatta предлагает стиль, который может отразить философию клуба и сразу же создать чувство комфорта и практичности.

AR. الأشكال والألوان والمواد تحدد معالم البيئات الممتعة والأنيقة من خلال الأثاث الذي يحمل ماركة Panatta. قامت شركة Panatta، انطلاقاً من الاتجاهات الأخيرة للتصميم، بعرض طراز جديد قادر على تلبية فلسفة النادي وخلق إحساس فوري بالراحة والعملية.



HALF-DOOR LOCKERS / ARMADIETTI

HORIZONTAL CUT / ANTA CORTA

2AS101

2AS102



TWO SECTIONS

FOUR SECTIONS

HALF-DOOR LOCKERS / ARMADIETTI

"S" CUT / TAGLIO AD "S"

2AS001

2AS002



TWO SECTIONS

FOUR SECTIONS

FULL-DOOR LOCKERS / ARMADIETTI

FULL-DOOR LOCKERS / ANTA LUNGA

2AS201

2AS202



ONE SECTION

TWO SECTIONS

CORNER LOCKERS / ARMADIETTI

CORNER

2AS051



BENCHES / PANCHE

SMART VERSION / VERSIONE SMART

2AS011 (1M)
2AS013 (2M)2AS011 + 2AS011 (1M)
2AS013 + 2AS013 (2M)

FRONT

FRONT + BACK

BENCHES / PANCHE

FULL VERSION / VERSIONE FULL

2AS010 (1M)
2AS012 (2M)2AS010 + 2AS010 (1M)
2AS012 + 2AS012 (2M)

FRONT

FRONT + BACK

MIRRORS / SPECCHI

2AS053

2AS052



MIRROR UNIT

MIRROR

MIRRORS / SPECCHI

2AS054



MIRROR

SECURITY BOXES

CRASH HELMET HOLDER / PORTACASCHI

2AS007

2AS008



SINGLE MODULE

DOUBLE MODULE

SECURITY BOXES

STORAGE BOX FOR VALUABLE ITEMS / PORTAVALORI

2AS004

2AS005



SINGLE MODULE

DOUBLE MODULE

**LOCKING SYSTEM /
TIPOLOGIA DI CHIUSURA**

PADLOCK LOCKING SYSTEM / CHIUSURA A LUCCHETTO

Other locking systems availables on demand / optional

COMPARATIVE TABLE



TYPE TIPOLOGIA	Half-door Anta corta		"S" shaped cut Anta ad S		Full-door Anta lunga		Corner lockers Angoliera	Storage box Portavalori		Helmet holder Portacaschi		Mirror Specchiera	Mirror unit Mob. Spec.
Length Lunghezza (cm)	40	80	46,5	90,5	40	80	84	37,5	73	37,5	73	80	80
Height Altezza (cm)	200	200	200	200	200	200	200	162	162	162	162	192	200
Depth Profondità (cm)	56	56	56	56	56	56	84	39	39	39	39		54,5
Diagonal Diagonale (cm)							99						
Thickness Spessore (cm)												1,8	
Modules Moduli	2	4		4	1	2		10	20	5	10		
Shelf Mensola		X	X	X	X	X						X	X
Electrical outlet Attacco corrente													X
Interruttore													X
Faretti													2
Code Codice	2AS101L	2AS102L		2AS002L		2AS202L	2AS051L	2AS004L 2AS005L	2AS007L 2AS008L	2AS052		2AS053	



TYPE TIPOLOGIA	Smart Smart				Full Full			
Modules Modulo	front fronte	front/back fronte/retro	front fronte	front/back fronte/retro	front fronte	front/back fronte/retro	front fronte	front/back fronte/retro
Length (cm)	103	103	201	201	103	103		201
Height (cm)	45,5	45,5	45,5	45,5	179,5	179,5		179,5
Depth (cm)	40	80	40	80	43	86		86
Code Codice	2AS011	2AS011+2AS011		2AS013+2AS013	2AS010	2AS010+2AS010		2AS012+2AS012

COLOURS / COLORI

STANDARD COLOURS



Wengé Walnut Oak Larch Grey Elm Sand Anthracite Silver

OPTIONAL COLOURS (min quantity: 10 PIECES)



Pale Blue Acid Green Orange Red Fucsia





Worldwide Fitness Company

GYM FLOOR

Panatta ha selezionato una pavimentazione professionale indoor ed outdoor per tutte le strutture sportive. Pavimentazione Made in Italy, antitrauma, antishock e destinata a durare nel tempo. Certificata EN-1177.

Panatta has selected professional flooring for indoor and outdoor and for all sport facilities. Made in Italy, anti-shock and made to last over the time, Certified EN-1177.

FR. Panatta a sélectionné des sols professionnels pour intérieurs et extérieurs, adaptés à toutes les installations sportives. Revêtement de sol Made in Italy, anti-traumatismes, anti-chocs et destiné à résister dans le temps. Certifié EN-1177.

ES. Panatta ha seleccionado un suelo profesional interior y exterior para todas las instalaciones deportivas. Pavimentación Made in Italy, antitrauma, antishock y destinada a durar en el tiempo. Certificata EN-1177.

DE. Panatta bietet Ihnen professionelle Bodenbeläge für den Innen- und Außenbereich und alle Einsatzzwecke in Ihrem Studio oder Sportanlage an. Hergestellt in Italien, in bester Qualität und dem Ziel großer Langlebigkeit. Zertifiziert DIN EN 1177.

RU. Компания Panatta выбрала профессиональные напольные покрытия для внутреннего и наружного применения для всех спортивных сооружений. Напольные покрытия «Сделано в Италии», противотравматичные, противоударные и рассчитанные на долгий срок службы. Сертификация согласно EN-1177.

AR.

اختارت Panatta أرضيات داخلية وخارجية احترافية لجميع المرافق الرياضية. أرضيات مصنوعة في إيطاليا ومضادة للصدمات ومضادة للإصابات ومصممة لتدوم مع مرور الوقت. معتمدة بشهادة EN-1177.



ECOGYM TOP INDOOR



- 2CZC02 H 1 cm
- 2CZC03 H 2 cm
- 2CZC04 H 3 cm

2CZC02 DIMENSIONS

W	100 cm	Colour	black
L	100 cm		Without grout line
H	1 cm		

2CZC03 DIMENSIONS

W	100 cm	Colour	black
L	100 cm		Without grout line
H	2 cm		

2CZC04 DIMENSIONS

W	100 cm	Colour	black
L	100 cm		Without grout line
H	3 cm		

ECOGYM - OUTDOOR



50x50 cm



50x100 cm

COLORS

- black
 - matt gray
 - matt blue
 - matt green
 - brick-red
- H 5 cm

2CZC05 DIMENSIONS

W	50 cm	Colour	black, matt grey, brick-red,
L	50 cm		matt blue, matt green
H	5 cm		

2CZC06 DIMENSIONS

W	50 cm	Colour	black, brick-red, gray, green,
L	100 cm		blue, With grout line
H	5 cm		





Worldwide Fitness Company

MARKETING SUPPORT

La Panatta si affianca alla progettazione del brand del vostro centro, andando poi a sviluppare tutta la comunicazione a 360 gradi! Dall'abbigliamento tecnico ai documenti promozionali (brochure, inviti ad eventi, fidelity card), fino ad arrivare alla corporate identity ed allo studio del sito internet del club.

Panatta helps to design the brand name of your centre, going on to develop all communication 360 degrees! From the tech clothing to the promotional documents (brochures, invitations to events, fidelity card), until developing corporate identity and the study of the club's internet site.

FR. La Société Panatta s'associe à la conception du logo de votre centre, en allant ensuite développer toute la communication à 360 degrés! Du vestimentaire technique jusqu'aux documents promotionnels (brochures, invitations aux événements, carte fidélité), pour arriver à la corporate identity et à l'étude du site internet du club.

ES. Panatta ofrece apoyo en el proyecto de la marca de su centro y luego desarrolla toda la comunicación a 360 grados! Desde el vestuario técnico, los documentos promocionales (folletos, invitaciones a eventos, tarjetas de fidelidad) hasta las identidades corporativas y al estudio del sitio internet del club.

DE. Panatta steht Ihnen bei der Planung des Brands und Ihrer Einrichtung zur Seite, wobei die gesamte Verbindung "rundherum" entwickelt wird! Von der technischen Begleitung bis hin zu Promotionen (Prospekte, Einladungen, uvm.) um schließlich zur Corporate Identity und zum Entwurf der Website des Clubs zu gelangen.

RU. Компания Panatta поможет вам в разработке бренда вашего центра, разрабатывая связи с общественностью на 360 градусов! От профессиональной спортивной одежды до промоциональной документации (брошюры, приглашения на мероприятия, поощрительные карточки), до создания корпоративного образа и изучения Интернет сайта клуба.

AR. تكمل برفقتك تصميم العلامة التجارية للمركز الخاص بك. ثم تطوير كافة الاتصالات على 360 درجة! ابتداء من الملابس التقنية إلى ملفات ومستندات الترويج (الكتيبات والدعوات لحضور المناسبات. وبطاقة الوفاء) حتى تصل إلى الهوية المؤسسية ودراسة الموقع الإلكتروني للنادي.



VISUAL

PANATTA LOGO
2CZG0004



DIMENSIONS

L 70 cm
H 16 cm

VISUAL

POSTER FREE WEIGHT
2GRHP0021



DIMENSIONS

L 100 cm
H 70 cm

VISUAL

POSTER CARDIO FITNESS
2GRHP0020




DIMENSIONS

L 100 cm
H 70 cm

VISUAL

POSTER MONOLITH
2GRHP0022



DIMENSIONS

L 70 cm
H 100 cm





VISUAL

"POWERED BY" PLATE
2CZG0002GB



DIMENSIONS

L 50 cm
H 30 cm

MERCHANDISING

SMART T-SHIRT - FEMALE



S 2 CZ G0209S L 2 CZ G0209L
M 2 CZ G0209M XL 2CZG0209XL

MERCHANDISING

SMART T-SHIRT - MALE



M 2 CZ G0211M XL 2 CZ G0211XL
L 2 CZ G0211L XXL 2 CZ G0211XXL
XXXL 2 CZ G0211XXXL

MERCHANDISING

TOWELS
2CZG0014



DIMENSIONS

L 40 cm
H 90 cm





Worldwide Fitness Company

AFTER SALE SERVICE

Affidabilità, Efficienza, Sicurezza.

Un servizio strutturato volto a garantire la soddisfazione dei nostri Clienti nel tempo.

Reliability, Efficiency, Safety.

A service designed to guarantee the constant satisfaction of our customers.

FR. Fiabilité, Efficacité, Sécurité. Un service structuré pour garantir la satisfaction de nos clients dans le temps.

ES. Fiabilidad, eficiencia, seguridad. Un servicio estructurado dirigido a garantizar la satisfacción de nuestros clientes a lo largo del tiempo.

DE. Zuverlässigkeit, Effizienz, Sicherheit. Ein besonderer Service, mit dem Ziel zur dauerhaften Gewährleistung und Zufriedenheit unserer Kunden.

RU. Надёжность, эффективность, безопасность.

Структурированная служба, направленная на гарантию удовлетворённости наших клиентов на протяжении всего времени.

AR.

ثقة وكفاءة وأمان.

خدمات منظمة تهدف إلى تلبية احتياجات العملاء مع الوقت.



AFTER SALE SERVICES / SERVIZI DI ASSISTENZA

RELIABLE

Panatta is a reliable partner, supporting customers with an extensive and highly organised after-sales service network.

EFFICIENT

Panatta guarantees customers a response to their requests in 24/48 h.

SECURE

With My Panatta Card, Panatta gives customers the possibility to monitor the status of their requests in real time and to interact with the company 24/7.

INTERNATIONAL NETWORK OF AUTHORISED SERVICE CENTRES

Albania	Canada	Greece	Latvia	Netherlands	Slovakia	Ukraine
Algeria	Chile	Holland	Laos	New Zealand	Slovenia	Uzbekistan
Angola	China	Hungary	Lebanon	Norway	South Korea	U.A.E.
Argentina	Cyprus	India	Libya	Oman	South Africa	U.S.A.
Austria	Colombia	Iran	Lithuania	Pakistan	Sri Lanka	Venezuela
Australia	Czech Republic	Iraq	Luxembourg	Peru	Spain	Volga Region
Azerbaijan	Denmark	Ireland	Macedonia	Poland	Switzerland	
Bahrain	Dominican Republic	Israel	Malaysia	Portugal	Syria	
Belarus	Egypt	Italy	Maldives	Qatar	Tagikistan	
Belgium	Estonia	Jordan	Mauritius	Republic of Belarus	Taiwan	
Bolivia	Finland	Kazakhstan	Mexico	Romania	Tatarstan	
Bosnia - Herz	France	Kazan	Moldavia	Russian Federation	Tunisia	
Brasil	French Polynesia	Kingdom of Saudi Arabia	Montenegro	Senegal	Turkey	
Bulgary	Germany	Kuwait	Morocco	Serbia	U.K.	



PANATTA CRM - ONLINE SUPPORT 24 HOURS A DAY, 7 DAYS A WEEK



ONLINE SUPPORT 24 HOURS A DAY, 7 DAYS A WEEK

www.panattasport.com







Worldwide Fitness Company

PANATTA LAYOUT

Panatta, grazie ad un team dedicato di professionisti, affianca i propri clienti nello studio e progettazione degli ambienti interni, proponendo una corretta ed efficace suddivisione degli spazi in linea con le sue esigenze.

Thanks to a dedicated team of professionals, Panatta assists customers in studying and designing interior environments, proposing the best and most effective layout of the spaces for each customer needs.

FR. Grâce à une équipe spécialisée de professionnels, Panatta aide ses clients dans la conception et la création de leurs locaux internes, en leur proposant un aménagement correct et efficace des espaces conformément à leurs besoins.

ES. Panatta, gracias a un equipo dedicado de profesionales, ayuda a sus clientes en el estudio y elaboración de los ambientes interiores, proponiendo una correcta y eficaz división de los espacios según sus necesidades.

DE. Panatta unterstützt seine Kunden mit einem Team aus Experten, bei der Entwicklung und Planung der Räumlichkeiten und schlägt eine richtige und effiziente Raumaufteilung entsprechend der Bedürfnisse vor.

RU. Благодаря состоящей из специалистов команде, компания Panatta помогает своим клиентам в разработке и проектировании внутренних помещений, предлагая правильное и эффективное разделение пространства в соответствии с собственными требованиями.


AR.

تقوم شركة Panatta من خلال الاستعانة بفريق من المحترفين بمراقبة عملياتها أثناء دراسة وتصميم البيئات الداخلية. وتقدم عليهم تقسيم صحيح وفعال للمساحات ومبني على الاحتياجات المحددة للعميل.


DESIGN & MADE IN ITALY

LAYOUT

3D



2D



PANATTA REFERENCES


FITNESS CENTERS, HOTEL-SPA, CORPORATE,
EDUCATIONAL, MILITARY, MEDICAL REHAB,
REAL ESTATE



SPORTSTUDIO KOWALSKI
FITNESS CLUB
GERMANY



GOLD'S GYM
FITNESS CHAIN
EGYPT



GREEN THEORY
FITNESS CHAIN
ITALY



STARFIT
FITNESS CLUB
SPAIN



Worldwide Fitness Company



FITNESS ADDICT
FITNESS CHAIN
FRANCE



FANTASTIC FITNESS CLUB
FITNESS CLUB
NETHERLANDS



RAS AL SALMIYA
LADIES & MEN FITNESS CENTERS
KUWAIT




XTREME FITNESS GYMS
FITNESS CHAIN
POLAND



Worldwide Fitness Company



WORLD GYM
FITNESS CHAIN
EGYPT



GYMBORSEN
FITNESS CLUB
SWEDEN



FITNASTIC
FITNESS CLUB
UK



MORE PARK KIROV
FITNESS CLUB
RUSSIA



Worldwide Fitness Company



JUMP KIDS' GYM
KIDS FITNESS CENTER
BAHRAIN



V-GYM
FITNESS CLUB
BULGARIA



NEBRA LUXURY
RESIDENTIAL AREA
MEXICO




MOSAIC MY HEALTH
PHYSIOTHERAPY - REHABILITATION CENTERS
MONTENEGRO / RUSSIA

ATELIER PANATTA PADDINGS



STANDARD
Single coloured padding.



EXCLUSIVE /OPTIONAL
Single coloured padding. Personalization of stitching and lateral border with the following colors: Red, Black and Silver. *Other colors availables on demand / optional.*



ONLY BORDER /OPTIONAL
Single coloured padding. Personalization of lateral border with the following colors: Red, Black and Silver. *Other colors availables on demand / optional.*



SPECIAL EDITION /OPTIONAL ONLY FOR MONOLITH AND INSIDE
Two kinds of black paddings. Personalization of stitching and lateral border with the following colors: Red, Black and Silver. *Other colors availables on demand / optional.*



THE PERFECT MACHINE

Panatta gives you the opportunity to customise your equipment, proposing over 2.000 different colour combinations (frame/padding). You will also be able to have your centre's logo embroidered onto the product, making it both unique and exclusive.

LOGO / OPTIONAL

POSSIBILITY OF CUSTOMIZED PADDING WITH YOUR LOGO.

FRONT



LOGO ON THE FRONT PART OF THE PADDING. Max dimensions of the front logo (LxH): 14x14 cm


LATERAL



LOGO ON THE LATERAL PART OF THE PADDING. Max dimensions of the lateral logo (LxH): 20x4 cm

CODE	TEXTURE	FRONT	LATERAL
D	STANDARD	✔	✔
S	SPECIAL	⊖	✔
A	EXCLUSIVE	⊖	✔
L	ONLY BORDER	✔	✔

PADDING COLOURS




BLACK



RED



CASHMERE




RUBY



SILVER



ORANGE



BROWN



BALTIC

Other colors availables on demand / optional.

ATELIER PANATTA

CUSTOMIZED PRODUCTIONS



FRAME COLOURS



LEG EXTENSION
 GRAPHITE FRAME
 YELLOW MOVING PARTS

- TWO OPTIONAL:**
- ▶ EXCLUSIVE PADDING
 - ▶ BICOLORED FRAME

FRAME COLOURS

STANDARD COLOURS



GRAPHITE



GLOSSY SILVER



WHITE


OPTIONAL COLOURS / 1



RED



YELLOW



GLOSSY BLACK




MATT BLACK

OPTIONAL COLOURS / 2



ORANGE




GOLD



PINK



GREEN



ONLY TRANSPARENT COATING
 ON THE FRAME

FRAME / ONE ONLY COLOUR

CHOOSE YOUR FAVORITE COLOUR



BICOLOURED FRAME / OPTIONAL

OPTIONAL AVAILABLE ONLY FOR MONOLITH AND FREEWEIGHT LINES



**NO FRILLS
ONLY
WORKOUT**





www.panattasport.com

DESIGNED AND **MADE IN ITALY**

ITALY

Panatta Srl
Via Madonna della Fonte 3/C
62021 Apiro (MC) Italy
Tel. ☎ +39 0733 611824
Fax +39 0733 611777
info@panattasport.it



SHARE

FRANCE

Panatta France S.A.R.L.
30 Rue de l'Industrie
92563 Rueil-Malmaison
Tél. +33 (0) 1 41 39 00 40
☎ +33 (0) 6 72 08 33 87
Fax +33 (0) 1 41 29 17 16
infofr@panattasport.it

www.panattasport.com

@panattasport

@panattaofficial

PanattaSportSrl



Panatta® reserves the right to modify its products and documentation at any time without prior notice. All Panatta® brand and patents are owned by Panatta s.r.l. in Italy and abroad. Panatta 2021 © Copyright. The accessories (dumbbells, discs and barbells) are always placed as decorum therefore not included in the machine. All DFC structures (indoor and outdoor) must be firmly fixed to the ground/wall with suitable fasteners. Fastening will be the responsibility of the customer and Panatta cannot be held responsible for any damage to persons or property caused by the use of these devices. Panatta cannot in any way be held responsible for damage to property or persons resulting from incorrect fixing.

*IPTV – Consultare le specifiche tecniche IPTV Panatta / Check the Panatta IPTV technical specifications.

Panatta® si riserva il diritto di modificare i prodotti e la documentazione senza obbligo di preavviso. I marchi ed i brevetti Panatta® sono di proprietà della Panatta s.r.l. in Italia e all'estero. © Copyright Panatta 2021. Gli accessori (manubri, dischi, bilancieri) sono sempre inseriti come decoro e quindi non sono inclusi nella macchina. Tutte le strutture DFC (indoor ed outdoor) dovranno essere saldamente fissate a terra/parete con idonei dispositivi di fissaggio. Il fissaggio sarà a completa cura del cliente e l'azienda Panatta non potrà in nessun modo essere chiamata in causa per danni a cose o persone rivenienti dall'erroneo fissaggio.

DPGEN.10000.IT.EN.DE.ES.RU.AR.21

graphic design: tonidigrigio.it - photos: maurizioparadisi.it

MADE IN ITALY

PANATTA È LA PIÙ LONGEVA AZIENDA ITALIANA NEL SETTORE DEL FITNESS, UNICA A REALIZZARE MACCHINARI COMPLETAMENTE MADE IN ITALY.

NATA 6 DECENNI FA DALLA PASSIONE DI RUDY PANATTA, L'AZIENDA FONDA LE PROPRIE RADICI NELLE ORIGINI DELLA CULTURA FISICA.

IL SUCCESSO DEL BRAND PANATTA NEL MONDO È STATO POSSIBILE GRAZIE AL TOTALE CONTROLLO DEL CICLO DI SVILUPPO E DEL PROCESSO PRODUTTIVO DI OGNI SINGOLO MACCHINARIO, LE CUI FASI SI SVOLGONO TUTTE ALL'INTERNO DELL'AZIENDA. L'AZIENDA SI SVILUPPA SU OLTRE 20.000 m² COPERTI DI STABILIMENTI DI PROPRIETÀ SITUATI NEL CUORE DELLA REGIONE MARCHE.

HEADQUARTER

- Sede legale e amministrativa
- Direzione commerciale e marketing
- Showroom di oltre 1500 m² con più di 250 macchinari da poter visionare e provare
- Progettazione e sviluppo formata da un team di ingegneri e designer
- Sede operativa assistenza e spedizione ricambi

STABILIMENTI PRODUTTIVI

- Officina prototipazione
- Laboratorio test e collaudi
- Reparto meccanica dotato di oltre 16 postazioni di saldatura manuale, robot di saldatura tridimensionale a 10 assi e centri di lavoro a controllo numerico
- Centro automatizzato di produzione dei mattoni contrappesi comprensivo di taglio, foratura e lavorazioni di finitura (1 mattone ogni 38 secondi)
- Reparto stampaggio poliuretano con doppio impianto per produzione flessibile (imbottiture) e integrale (pedane, cloche, ecc.)
- Impianto di verniciatura a polvere in linea: sabbiatrice per la pulizia dei pezzi, 3 cabine di verniciatura con impianto robotizzato, forno di cottura e trascinatore aereo lungo 250 m che consegna il prodotto finito direttamente al reparto assemblaggio. Impianto operativo su più turni di lavoro
- Reparti montaggio isotonico e cardio fitness
- Controllo qualità e collaudo finale di ogni singolo prodotto realizzato
- Sede logistica e spedizione merce con sistema di imballaggio robotizzato

CHI SCEGLIE IL BRAND PANATTA SPOSA UNA STORIA, UNA TRADIZIONE, UN'ECCellenza BIOMECCANICA E UNA QUALITÀ SENZA PARAGONI.



www.panattasport.com