



, Just To Be Cornerstone of Customer's Success

What a customer purchases is not fitness equipment, but a better solution; what a customer chooses is not a solution but a reliable cooperation partner!

For those who have been cooperating with MBH, we sincerely appreciate your trust and we'll strive for perfection! For those who haven't cooperated with us, we look forward to the beginning, and will do our best!

MBH, pride of its current customers; the thing that its future customers yearn for! A brand with rich connotation, much value; Prices down for promotion? Never! Retaining brand value, its obligation to customers!

Transmitting positive energy, MBH develops with you!

--MBH





MINDFULNESS / INTEGRITY / ALTRUISM

Under Construction

Aesthetics

So far, MBH has established its position in the industry, receiving multiple honors and having various special advantages.

People-oriented

The company owns a complete quality assurance system and is awarded ISO9001:2008 (Quality management system—Requirements), ISO14001:2015 (Environmental management—Requirements), and OHSAS18001:2017 (Occupational Health and Safety Management Systems—Requirements) certificates.

Innovation

With years of innovation and practice in the field of commercial fitness equipment, MBH has successively won many honors, including "National High-tech Enterprise", "Provincial Industrial Design Center", "Provincial Enterprise Technology Center" and "Top Ten Enterprises in China's Light Industry Fitness Equipment Industry".

By the end of 2019, the MBH has developed 18 product series consisted of over 430 models of commercial fitness equipment, which successively won 48 appearance design patents, 12 utility model patents and 4 invention patent (specific patent numbers attached behind).

At the beginning of 2018, the construction of a completely new modern technical innovation industry base started. The base will cover a floor area of over 380,000 m² and a building area of over 200,000 m² .

Upholding the belief and principle of Integrity, Mindfulness and Altruism, the MBH people


have been thinking from customer's perspective, introducing advanced international production machinery, improving manufacturing technique, strictly defining quality standard and providing customers products and services with more value.

As a partner-oriented enterprise, MBH has been contriving to help customers to increase core value and enhance market competitiveness, bringing them correct invest mindset, transmitting positive energy into the market .

So far, MBH has a huge production&sales volumes and domestic market share: at home, its products basically cover the whole country, about 2,000 prefecture-level and country-level cities, in the service of more than 20,000 fitness clubs and studios; at abroad, its products are sold to over 100 countries, competing with brands from all over the world and increasing awareness of MBH in the international market.

For many years, a splendid ambition bears in the MBH people's mind that they want to create a globally successful Chinese brand! We must make the world acquainted with "Intellectual China's Manufacture" ! Therefore, MBH always adheres to the development path of independent R&D and starting independent brands, refuses to fake products and rejects contract manufacturing. MBH is bound to spread all over the world Chinese's conception of innovation, advanced techniques and hi-tech products, allowing the world's fitness industry workers to experience the values of "Made in China" and "Made in MBH"!

GYM CASES



New industrial base covers a floor area of over 380,000 square metres. (In operation and continued expansion)



Appearance Design Patent:

- | | | |
|---------------------|---------------------|---------------------|
| ZL 2012 3 0278931.X | ZL 2016 3 0009706.4 | ZL 2016 3 0504077.2 |
| ZL 2016 3 0504076.8 | ZL 2013 3 0631304.4 | ZL 2012 3 0278744.1 |
| ZL 2012 3 0278739.0 | ZL 2012 3 0278926.9 | ZL 2012 3 0278929.2 |
| ZL 2012 3 0278932.4 | ZL 2017 3 0540587.X | ZL 2017 3 0450410.0 |
| ZL 2017 3 0450424.2 | ZL 2017 3 0450073.5 | ZL 2012 3 0278938.1 |
| ZL 2012 3 0278920.1 | ZL 2014 3 0444585.7 | ZL 2015 3 0469885.5 |
| ZL 2015 3 0469896.3 | ZL 2015 3 0469631.3 | ZL 2016 3 0504409.7 |

Utility Model Patent:

- | | | |
|---------------------|---------------------|---------------------|
| ZL 2016 2 0026042.7 | ZL 2013 2 0324867.3 | ZL 2016 2 1125985.1 |
| ZL 2013 2 0324866.9 | ZL 2015 2 0929446.2 | ZL 2013 2 0836492.9 |
| ZL 2016 2 1125906.7 | ZL 2016 2 1125766.3 | |

Invention Patent:

- ZL 2013 1 0223377.9



AESTHETICS



PEOPLE-ORIENTED



INNOVATION

AESTHETICS

The humble, modest yet graceful style MBH starts integrates characteristic, and modesty, and brings multiple fitness equipment with simplicity, bright personality and beautiful lines among which most become classics rapidly. Now, while its special charm is retained, MBH continues to improve in terms of product design and function.

PEOPLE-ORIENTED

For years, MBH has been providing targeted and better quality fitness equipment and various sports good including cardio series and strength series for fitness and wellness enthusiasts with different needs to meet their requirements.

INNOVATION

We are not only valuing traditions but also looking ahead. With the rich experience we acquired in innovation R&D, MBH improve product standards and delivery better function and quality, offering better technology equipment to gym clubs.



- Safe
- Comfortable
- Healthy
- Service

AEROBIC EQUIPMENT

MBH, Just To Be Cornerstone of Customer's Success

M003

Commercial Treadmill

Display type:LED / TFT

Novel design concept of applying double rear uprights supporting naturally in accordance with fashion design philosophy is adopted to give the unit clean lines, powerful, modest and stable features.

Combing world's popular trend design and innovated fashion, two-sided borderless full screen is applied, enabling user to enjoy audio-visual feast;

Designed from user's perspective with user experience considered, the product demonstrates nobility.



SPECIFICATIONS

Size (mm) : 2302x970x1701

N.W. (kg) : 247

Running Belt Width (mm) : 580



PN8000

Commercial Treadmill

Display type:LED / TFT

THE SYTSEM FEATURES

Operating System: Android 4.4.4.

System Control software: Custom treadmill control software.

Adopt America 1.7G dual core processing(Dual core 1.7G processor made in america), 1G memory card, 8G nandflash.

Using high-performance capacitive touch screen with IPS LCD screen angle.

Have the new monitoring system and complete notification , alarm system for photo lost.

SPECIFICATIONS

Size (mm) : 2370x950x1810

N.W. (kg) : 224



M-9900

Commercial Treadmill

Display type:LED / TFT

The design of KT9000 is based on the whole new design concept in Europe and America. Its unique surrounding frame produces the form of a capsule.

The machine is a combination of beautiful shape and stable performance,which characterizes itself out of the common popular machine.

Advanced self-ergulation system enhances the durability of the machine and convenience of using .

Digital signal transmission,which is more accurate ,puevents sudden stop and sudden acceleration.

SPECIFICATIONS

Size (mm) : 2350×980×1700

N.W. (kg) : 260



S-9800A

Commercial Treadmill

Compared with traditional lower limbs exercise, exercises provided by this elliptical get more muscle groups targeted to achieve maximum effectiveness while helping to improve cardiopulmonary function. The user experience it brings is distinctly different.

SPECIFICATIONS

Size (mm) : 2370x950x1810
N.W. (kg) : 224



MS80

Commercial Treadmill

Adopted self-lubrication system, computer digital transmission system, anti-skidding and deviation running belt ensure the stability and safety.
High-strength running board and qualified inverter, running belt, enhance the durability.

SPECIFICATIONS

Size (mm) : 2250 X 950 X 1580
N.W. (kg) : 217



PN7000

Commercial Treadmill

Digital signal transmission, which is more accurate, prevents sudden stop and sudden acceleration.

Adopts diameter 100mm treadmill cylinder to solve the technical difficulties to prolong the motor and cylinder service life and reduce the noise at the same time.

The machine adopts anti-static electricity and anti-electromagnetic technology, which ensures the safety during exercise.

SPECIFICATIONS

Size (mm) : 2250 X 930 X 1650

N.W. (kg) : 234



PN5000

Commercial Treadmill

Simplified design style from North Europe is adopted to give this professional commercial-grade treadmill to a concise, generous look, simple lines and bright structure which make it fit modern urban style.

Capsule-shaped covers fully wrap extra-long handrails, improving use safety and the fashionable look improves customer experience in the club.

High-end, generous, unique 18.5 inch large screen demonstrates an excellent taste.

SPECIFICATIONS

Size (mm) : 2210 X 890 X 1665

N.W. (kg) : 201



M-5811

Indoor Bike

Magnetic braking system is adopted; Improving flywheel treatment process ensures smoothness and prevents rust and then ensures that the loss of brake system can be reduced to a minimum. Unconventional and innovated design of adjustment lever (1-5-level).

SPECIFICATIONS

Size (mm) : 1665×690×1445(With Console)
1480 x 690 x 1255(Without Console)
Packing dimensions (mm) : 1410×440×980
Unit weight(kg): 86/96
Max user weight: 150kg



M-5810

Indoor Bike

Housing: Completely closed design gives the ABS housing special shape and characteristics.
Belt Drive: Belt drive mode brings less noise smoother movements, and makes it lubrication-free.
Modular bearing: Bearings and shafts are matched in a better way and it's easier to maintain it and replace ageing parts.

SPECIFICATIONS

Size (mm) : 1225×630×1170
Packing dimensions(mm) : 1150×430×970
Unit weight(kg) : 73/80
Max user weight(kg) : 150



MS-5818

Indoor Bike

Fully enclosed shroud: Fully enclosed one-step molded ABS shroud has a oval shape and demonstrates its characteristics.

Belt drive: Belt drive mode brings less noise, smoother movements and makes it lubrication-free.

Thickened shaft: The diameter of thickened alloy steel shaft reaches 35mm, so it never breaks and ensures safe use.

Modular bearing: Bearings and shafts are matched more precisely and it's easier to maintain it and replace aging parts.

Over-sized crank: Specially made cranks are made of steel plate (T=12mm) under high temperature and high pressure.

Biomechanical feature: It's suitable for all fitness levels and users with any body shapes (from females with somatotype 5% to males with somatotype 95%).

Saddle/handlebar adjustment system: Material: all aluminum; Surface treatment: anodic treatment. (It ensures that it never gets rusty.)

SPECIFICATIONS

Size (mm) : 1270×750×1290

N.W. (kg) : 76



MS-5809

Indoor Bike

Streamlined design makes the appearance more beautiful and elegant.

Special design concept and color matching shows streamlined appearance and fashionable.

Electrostatic spraying process combines with dust-free painting process, bringing wear ability and scratch resistance ability.

SPECIFICATIONS

Size (mm) : 1150 X 625 X 1305

N.W. (kg) : 70



M-5807

Indoor Bike

Flat oval tubes used for frame make it simplified, fashionable, solid and durable.

Taiwan cast aluminum pedals; quality aluminum alloy seat post and shaft.

Chain drive, dual direction, free options;

All-steel break system and press style brake design prolong service life and bring easy use and better safety.

SPECIFICATIONS

Size (mm): 1200×620×1240

Packing dimensions (mm) : 1160×350×1020

Unit weight (kg) : 57/63

Max user weight (kg) : 150



M-8810

Functional Walker

New Star Among Cardio Equipment

The unit can be used as treadmill or climbing machine. The stride can be automatically adjusted without manual operation. There are 20 RESISTANCE levels. Diversified horizontal exercises (Climbing up and down; Short run; Squat-style tramping; Medium-stride walk; Long-stride walk; etc.) meet fitness demands of different users.

Details bring nice fitness experience.

Baking varnish used in automobile manufacture is applied to the whole unit. Blue silicon gel handrails are fashionable and generous with high degree of comfort. Touch controls are applied to console screen. Movable grips bring movements of upper limbs and whole body. ABS pedals are durable with longer service life.

SPECIFICATIONS

Size (mm): 1535×920×1595

Packing dimensions (mm) : 1660×990×1580

Unit weight (kg) : 188/244

Max user weight (kg) : 150



M-8809EL

Elliptical

Firm and stable steel frame; complete superb anti-rust baking finish.

Large pace movement trajectory; ergonomically designed footplates are covered anti-skidding rubber;

Fashionable look with visual impulse and attraction. Dual-direction transmission; belt drive system; safe, stable, noiseless; smooth&stable running.

Large LCD screen displays workout profile, brings fashionable and elegant look, as well as excellent visual experience.

SPECIFICATIONS

Size (mm): 2210×730×1635

Packing· Dimensions(mm): 2250×810×940

Unit weight (kg): 133

Max user weight (kg): 150



M-8808EL

Elliptical

SPECIFICATIONS

Size (mm): 2100×723×1755

Packing· Dimensions(mm): 2180×810×990

Unit weight (kg): 155

Max user weight (kg): 150

Large high-precision LCD display screen; ECB magnetic control resistance system;

International advanced technology makes movement trajectory completely conform with body

structure and kinesiology principle;

Climbing design; with stepper function;

PU foam handles; environment-friendly TPR keys;

Aluminum alloy sliding rail; large diameter crown type bearing; 8mm thickness high-strength steel plate supporting structure.



M-7808U

Upright Bike

Simplified style and elegant appearance;
The product demonstrates fashion,
elegance, modesty and generous.
Magnetic control system makes
movement intensity adjustment
scientific, safe and stable.

SPECIFICATIONS

Size (mm) : 1215x730x1575

N.W. (kg) : 63

G.W. (kg) : 84



M-7808R

Recumbent Bike

The profession and value of design
highlight its great quality.
Ergonomic saddle is adjustable with
more comfort and helps users to enjoy
the exercise better.
Users can view real-time movement
status and have better experience.

SPECIFICATIONS

Size (mm) : 1765x730x1470

N.W. (kg) : 86

G.W. (kg) : 127





Safe

Comfortable

Healthy

Service

STRENGTH EQUIPMENT

MBH, Just To Be Cornerstone of Customer's Success

XMDM

XMDM

SERIES

A great combination of fashion and strength, reflect its state of art.

Independently developed molds and technology create the great quality and demonstrate the fashion and quality of MBH High-end configuration products.

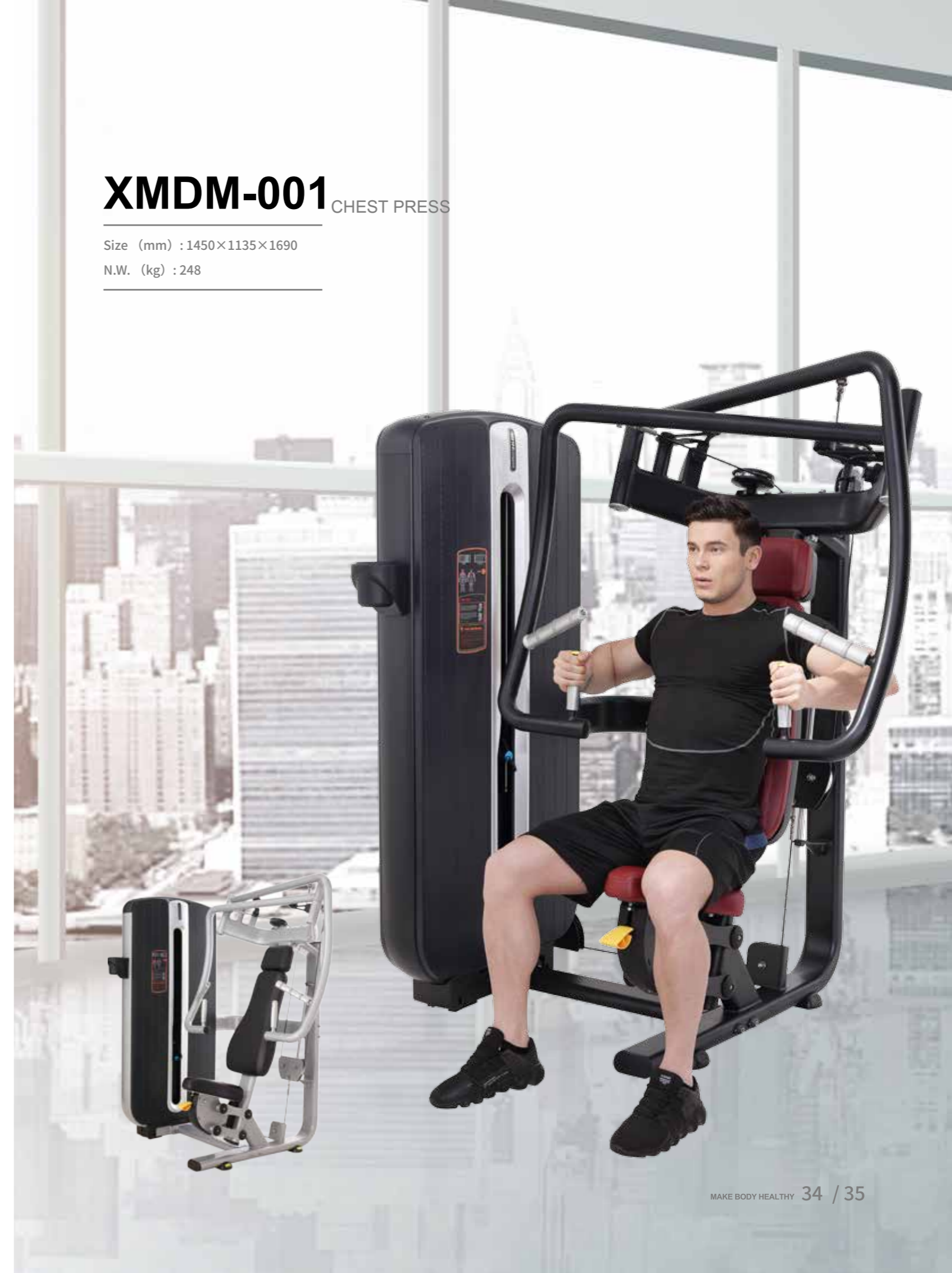


MBH, Just To Be Cornerstone of Customer's Success

XMDM-001 CHEST PRESS

Size (mm) : 1450×1135×1690

N.W. (kg) : 248





XMDM-002 PEC FLY

Size (mm) : 1495×1095×1935

N.W. (kg) : 221



XMDM-003 SHOULDER PRESS

Size (mm) : 1640×1110×1690

N.W. (kg) : 240



XMDM-003A DELTS MACHINE

Size (mm) : 1285×1340×1690

N.W. (kg) : 229



XMDM-002A PEC FLY / REAR DELT

Size (mm) : 1735×1170×2035

N.W. (kg) : 244



XMDM-004 SEATED ROW

Size (mm) : 1215×1465×1690

N.W. (kg) : 260



XMDM-006 BICEPS CURL

Size (mm) : 1560×1140×1690

N.W. (kg) : 226

XMDM



XMDM-007 TRICEPS PRESS

Size (mm) : 1270×1390×1690
N.W. (kg) : 229



XMDM-008A ASSISTED CHIN / DIP

Size (mm) : 1360×1600×2280
N.W. (kg) : 282



XMDM-010A ABDOMINAL CRUNCH

Size (mm) : 1250×1055×1690
N.W. (kg) : 204



XMDM-009 LOWER BACK

Size (mm) : 1235×1185×1690
N.W. (kg) : 240



XMDM-010 ABDOMINAL CRUNCH

Size (mm) : 1245×1435×1690
N.W. (kg) : 186



XMDM-011 ROTARY TORSO

Size (mm) : 1310×1315×1690
N.W. (kg) : 206





XMDM-012 LAT PULL DOWN

Size (mm) : 1490×1665×2110
N.W. (kg) : 297



XMDM-012A SEATED HORIZONTAL PULLEY

Size (mm) : 1220×1715×1690
N.W. (kg) : 237



XMDM-013 SEATED LEG CURL

Size (mm) : 1340×1610×1690
N.W. (kg) : 268



XMDM-014 LEG EXTENSION

Size (mm) : 1340×1530×1690
N.W. (kg) : 285



XMDM-013A HORIZONTAL LEG CURL

Size (mm) : 1240×1765×1690
N.W. (kg) : 245



XMDM-015 LEG PRESS

Size (mm) : 1100×2020×1690
N.W. (kg) : 340

XMDM



XMDM-016 MULTI HIP

Size (mm) : 1175×1135×1730
N.W. (kg) : 242



XMDM-016A STANDING LEG EXTENSION

Size (mm) : 1200×2175×1690
N.W. (kg) : 229



XMDM-017 CALF EXTENSION

Size (mm) : 1105×1575×1690
N.W. (kg) : 217



XMDM-018 ADDUCTOR & ABDUCTOR

Size (mm) : 1375×1450×1695
N.W. (kg) : 264







REVOLUTION
TRAINING SYSTEM CORP.



REVOLUTION
TRAINING SYSTEM CORP.



REVOLUTION
TRAINING SYSTEM CORP.

M9S

SERIES

Exquisite leather texture-look shrouds are elegant, luxury, leading the fashion.

Flat oval tubes of main frame gracefully combine elegance and strength.

With aesthetic well considered, full shroud design improves safety and protects members.

High-quality precision bearings ensure smoothness during operation, fully meet usage requirements of members and bring optimal comfort.

Strictly tested one-step compression moulded cushions comply with principles of human engineering and ensure comfort and durability.

The movement trajectories designed and improved according to principles of human engineering highlight specified movements and humanized design.



M9S-001 CHEST PRESS

Size:(L)1560×(W)1145×(H)1680mm

N.W.:211kgs



M9S-002A

PEC FLY/REAR DELT

Size:(L)1585×(W)1230×(H)1995mm

N.W.:207kgs



M9S-002

PEC FLY

Size:(L)1550×(W)1180×(H)1680mm

N.W.:199kgs



M9S-003

SHOULDER PRESS

Size:(L)1660×(W)1550×(H)1680mm

N.W.:193kgs



M9S-004

SEATED ROW

Size:(L)1145×(W)1575×(H)1680mm

N.W.:208kgs



M9S-007

TRICEPS PRESS

Size:(L)1340×(W)1455×(H)1680mm

N.W.:207kgs



M9S-006

BICEPS CURL

Size:(L)1235×(W)1270×(H)1680mm

N.W.:173kgs



M9S-008

ASSISTED CHIN /DIP

Size:(L)1520×(W)1280×(H)2330mm

N.W.:252kgs



M9S-009 LOWER BACK

Size:(L)1320×(W)1240×(H)1680mm

N.W.:190kgs



M9S-010 ABDOMINAL CRUNCH

Size:(L)1290×(W)1220×(H)1680mm

N.W.:154kgs



M9S-012C LAT PULL DOWN

Size:(L)1390×(W)1370×(H)2310mm

N.W.:199kgs



M9S-012 LAT PULL DOWN

Size:(L)1530×(W)1805×(H)2005mm

N.W.:230kgs



M9S-011 ROTARY TORSO

Size:(L)1280×(W)1175×(H)1680mm

N.W.:164kgs



M9S-012A SEATED HORIZONTAL PULLEY

Size:(L)1050×(W)1775×(H)1680mm

N.W.:186kgs



M9S-013 SEATED LEG CURL

Size:(L)1325×(W)1765×(H)1680mm

N.W.:216kgs



M9S-013A HORIZONTAL LEG CURL

Size:(L)1725×(W)1245×(H)1680mm

N.W.:198kgs



M9S-014 LEG EXTENSION

Size:(L)1230×(W)1670×(H)1680mm
N.W.:220kgs



M9S-015 LEG PRESS

Size:(L)1210×(W)1970×(H)1680mm
N.W.:235kgs



M9S-017 CALF EXTENSION

Size:(L)1165×(W)1620×(H)1680mm
N.W.:186kgs

M9S-019 OUTER THIGH ABDUCTOR

Size:(L)1650×(W)1130×(H)1680mm
N.W.:193kgs



M9S-016A STANDING LEG EXTENSION

Size:(L)1050×(W)1280×(H)1680mm
N.W.:175kgs



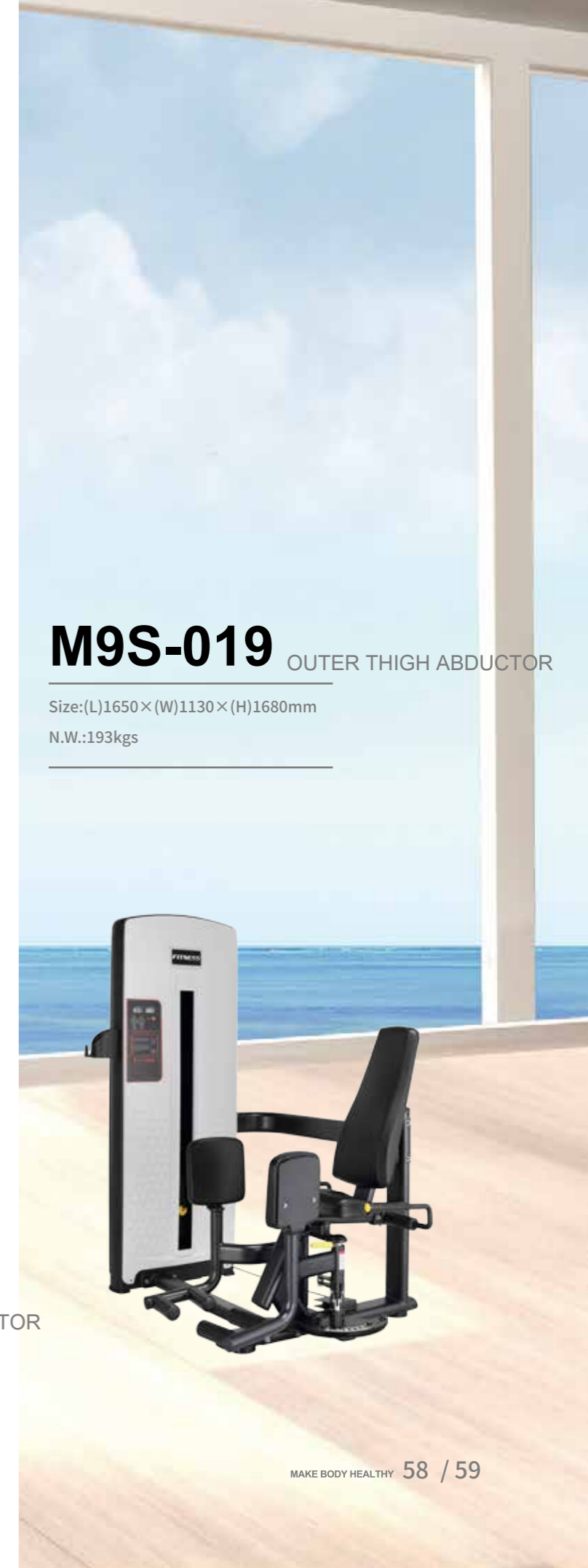
M9S-016 MULTI-HIP

Size:(L)1130×(W)1030×(H)1680mm
N.W.:201kgs



M9S-018 INNER THIGH ADDUCTOR

Size:(L)1750×(W)1100×(H)1680mm
N.W.:191kgs



T8

Series

The appearance design adopts Windows modeling technique.

The overall design enhances

the product's aesthetics image and highlights good quality.

The workout track conforms to ergonomics, improving its overall image and science value.

The use of ergonomic mechanical design highlights the details of the movement and the humanization of the product.

magnetic pin make the movement safer and more scientific.

The handle adopts high strength synthetic materials to improve durability and aesthetics.



T8-001

CHEST PRESS

Size:(L)1515x(W)1100x(H)1635mm



T8-002A PEC FLY/REAR DELT

Size:(L)1595x(W)1205x(H)1995mm



T8-002 PEC FLY

Size:(L)1550x(W)1235x(H)1635mm



T8-004 SEATED ROW

Size:(L)1580x(W)1055x(H)1635mm



T8-006 BICEPS CURL

Size:(L)1445x(W)1200x(H)1635mm



T8-003 SHOULDER PRESS

Size:(L)1540x(W)1590x(H)1635mm



T8-007 TRICEPS PRESS

Size:(L)1575x(W)1235x(H)1635mm



T8-008 ASSISTED CHIN /DIP

Size:(L)1455x(W)1280x(H)2405mm



T8-009 LOWER BACK

Size:(L)1235x(W)1310x(H)1635mm



T8-010 ABDOMINAL CRUNCH

Size:(L)1235x(W)1310x(H)1635mm



T8-012A SEATED HORIZONTAL PULLEY

Size:(L)1700x(W)1035x(H)1635mm



T8-013 SEATED LEG CURL

Size:(L)1525x(W)1250x(H)1635mm



T8-011 ROTARY TORSO

Size:(L)1520x(W)1300x(H)1635mm



T8-012 LAT PULL DOWN

Size:(L)1820x(W)1470x(H)1980mm



T8-013A HORIZONTAL LEG CURL

Size:(L)1690x(W)1130x(H)1635mm



T8-014 LEG EXTENSION

Size:(L)1450x(W)1180x(H)1635mm



T8-015 LEG PRESS

Size:(L)2030x(W)1060x(H)1635mm



T8-016 MULTI-HIP

Size:(L)1140x(W)1095x(H)1635mm



T8-018 INNER THIGH ADDUCTOR

Size:(L)1830x(W)1150x(H)1635mm



T8-016A STANDING LEG EXTENSION

Size:(L)1350x(W)950x(H)1635mm



T8-017 CALF EXTENSION

Size:(L)1620x(W)1085x(H)1635mm



T8-019 OUTER THIGH ABDUCTOR

Size:(L)1790x(W)1150x(H)1635mm



M5

SERIES

Simplified and modest visual style of the shroud emphasizes the cold splendour, luxury in contrast to product stability.

Pure steel weight plates with rubber shock absorber cushions embed improve product durability, increase product precision and reduce noise during usage. Completely closed shrouds made with once forming die and treated with baking varnish applied in auto-mobile manufacture make exercise safer, bring more elegant overall look and demonstrate the unit's superb quality.

The movement trajectories which comply with principles of human engineering highlight specified movements and humanized design.

Weight resistances are indicated by stickers which make exercise safer and more humanized.



M5 系列
SERIES

M5-001 CHEST PRESS

Size:(L)1435×(W)1445×(H)1535mm

N.W.:208kgs



M5-002A

PEC FLY/REAR DELT

Size:(L)1505×(W)1215×(H)2000mm

N.W.:213kgs



M5-002

PEC FLY

Size:(L)1480×(W)1235×(H)1535mm

N.W.:205kgs

M5-004

SEATED ROW

Size:(L)1035×(W)1555×(H)1535mm

N.W.:215kgs

M5-006

BICEPS CURL

Size:(L)1135×(W)1345×(H)1535mm

N.W.:180kgs



M5-003

SHOULDER PRESS

Size:(L)1575×(W)1565×(H)1535mm

N.W.:201kgs

M5-007

TRICEPS PRESS

Size:(L)1255×(W)1515×(H)1535mm

N.W.:214kgs

M5-008

ASSISTED CHIN /DIP

Size:(L)1455×(W)1275×(H)2335mm

N.W.:258kgs

M5-009 LOWER BACK

Size:(L)1215×(W)1300×(H)1535mm
N.W.:196kgs



M5-010 ABDOMINAL CRUNCH

Size:(L)1175×(W)1280×(H)1535mm
N.W.:161kgs



M5-012 LAT PULL DOWN

Size:(L)1465×(W)1795×(H)2005mm
N.W.:237kgs

M5-012C High Pulley

Size:(L)1370×(W)1360×(H)2310mm
N.W.:207kgs



M5-011 ROTARY TORSO

Size:(L)1225×(W)1235×(H)1535mm
N.W.:172kgs



M5-012A SEATED HORIZONTAL PULLEY

Size:(L)985×(W)1830×(H)1535mm
N.W.:193kgs



M5-013 SEATED LEG CURL

Size:(L)1240×(W)1770×(H)1535mm

N.W.:222kgs



M5-013A HORIZONTAL LEG CURL

Size:(L)1165×(W)1700×(H)1535mm

N.W.:205kgs



M5-014 LEG EXTENSION

Size:(L)1190×(W)1790×(H)1535mm

N.W.:224kgs



M5-015 LEG PRESS

Size:(L)1105×(W)2045×(H)1535mm

N.W.:241kgs



M5-016A STANDING LEG EXTENSION

Size:(L)1005×(W)1355×(H)1535mm

N.W.:179kgs

M5-016 MULTI HIP

Size:(L)1085×(W)1055×(H)1580mm

N.W.:210kgs





M5-017 CALF EXTENSION

Size:(L)1075×(W)1615×(H)1535mm

N.W.:194kgs



M5-018 INNER THIGH ADDUCTOR

Size:(L)1170×(W)1670×(H)1535mm

N.W.:199kgs



M5-019 OUTER THIGH ABDUCTOR

Size:(L)1155×(W)1650×(H)1535mm

N.W.:200kgs

M5S-001 CHEST PRESS

Size:(L)1435×(W)1445×(H)1535mm

N.W.:208kgs





XLY-03

Seated/Horizontal
Shoulder Press

Size:(L)1950x(W)1460x(H)1660mm
N.W.:215kgs



XLY-12

Seated Row/High Pulley

Size:(L)1900x(W)1520x(H)2100mm
N.W.:230kgs



XLY-1314

Leg Extension/Leg Curl

Size:(L)1400x(W)1200x(H)1660mm
N.W.:245kgs



XLY-0607

Bicep Curl/Tricep Press

Size:(L)1250x(W)1250x(H)1660mm
N.W.:210kgs



XLY-0910

Lower Back/Abdominal
Machine

Size:(L)1250x(W)1250x(H)1660mm
N.W.:215kgs



XLY-1819

Adductor&Abductor

Size:(L)1600x(W)1000x(H)1600mm
N.W.:215kgs



LA

SERIES

Using large tube, highlights the sense of power of impact. Allows the users feel about the muscle engineering.

Stable quality, fashionable appearance, and reliable performance create sufficient challenging and comfortable experience for the users.

The combination of the special safety design and the human engineering principle ensure high safety and fully meet the user's demand of developing weight training potential in free weight process.



LA-00

CALF MACHINE

Size:(L)1850x(W)1210x(H)1220mm

N.W.:171kgs





LA-001 CHEST PRESS

Size: (L)1865×(W)1360×(H)1730mm
N.W: 160kgs



LA-004 LOW ROW

Size: (L)1480×(W)1330×(H)1680mm
N.W: 143kgs



LA-006 ROW MACHINE

Size: (L)1435×(W)1210×(H)1320mm
N.W: 127kgs



LA-008 REAR KICK

Size: (L)1530×(W)1140×(H)1635mm
N.W: 132kgs



LH-002 INCLINE CHEST PRESS

Size: (L)1650×(W)1155×(H)1695mm
N.W: 153kgs



LA-005 WIDE CHEST PRESS

Size: (L)1860×(W)1420×(H)1795mm
N.W: 165kgs



LA-007 PULL DOWN

Size: (L)1730×(W)1170×(H)1950mm
N.W: 144kgs



LA-009 LEG PRESS

Size: (L)2020×(W)1925×(H)1690mm
N.W: 224kgs



LH-003 SHOULDER PRESS

Size: (L)1400×(W)1200×(H)1570mm
N.W: 137kgs

New Benches

SERIES

The tube lines are smooth while the appearance is high-end and elegant.

The upholstery is made of PU with one-step forming technology and designed according to the principles of ergonomics. Well controlled hardness ensures the degree of comfort of upholstery. The leather which wraps it passed a 100,000-Round high strength test.

Footrest plate made of PU foam with one-step forming technology and steel knee inside the footrest ensures enough strength and softness for users.

Weight horn: Some of the models are equipped with quality-assured weight horns made of stainless steel tubes where barbell plates of more specifications can be put for more convenient usage.



XH-008

POWER RACK

Size:(L)3500x(W)3100x(H)2600mm

N.W.:327kgs





XH-001 MULTI FUNCTIONAL PRESS

Size (mm) : 2000×1900×1650

N.W (kg) : 225



XH-004 HACK SQUAT

Size (mm) : 2050×1430×1750

N.W. (kg) : 170



XH-002 GLUTE HAM DEVELOPER

Size (mm) : 1425×1165×1170

N.W. (kg) : 75



XH-006 HIP THRUST

Size (mm) : 2000×1900×1650

N.W. (kg) : 93



XH-003 SQUATE BENCH

Size (mm) : 1915×650×420

N.W. (kg) : 50



XH-007 DEADLIFT

Size (mm) : 1780×820×360

N.W. (kg) : 28

H Series

The frame adopted high-strength and over-striking tube, Exquisite and reliable function devices, fully embody the characteristics of strength and strict quality.

One-time molding cushion is developed according to human engineering which conforms to body curve, comfortable and durable to use.

H-020

SMITH MACHINE

Size:(L)2460x(W)1750x(H)2390mm

N.W.:239kgs





H-021 SQUAT RACK

Size:(L)1775x(W)1285x(H)2160mm
N.W.:155kgs



H-023 WEIGHT BENCH(LUXURY)

Size:(L)1680x(W)1630x(H)1190mm
N.W.:80kgs



H-025 INCLINE BENCH (LUXURY)

Size:(L)1885x(W)1640x(H)1395mm
N.W.:101kgs



H-026 ROMAN CHAIR

Size:(L)1350x(W)720x(H)960mm
N.W.:47kgs



H-022 INCLINE SQUAT MACHINE (45°)

Size:(L)2375x(W)1615x(H)1470mm
N.W.:272kgs



H-023A WEIGHT BENCH (LUXURY)

Size:(L)1400x(W)1220x(H)1175mm
N.W.:62kgs



H-025A INCLINE BENCH (LUXURY)

Size:(L)1895x(W)1235x(H)1510mm
N.W.:89kgs



H-026A ROMAN CHAIR

Size:(L)1360x(W)690x(H)885mm
N.W.:42kgs



H-022A HACK SQUAT MACHINE (45°)

Size:(L)2540x(W)1005x(H)1635mm
N.W.:199kgs



H-024 DECLINE BENCH(LUXURY)

Size:(L)2100x(W)1650x(H)1190mm
N.W.:84kgs



H-025B VERTICAL BENCH

Size:(L)1645x(W)1440x(H)1885mm
N.W.:102kgs



H-028 WEB BOARD

Size:(L)1860x(W)725x(H)1090mm
N.W.:51kgs



H-027 VERTICAL KNEE RAISE

Size:(L)1480x(W)1155x(H)2300mm
N.W.:74kgs



H-029 SEATED CALF MACHINE

Size:(L)1380x(W)600x(H)920mm
N.W.:53kgs



H-030 DUMBBELL RACK

Size:(L)2345x(W)835x(H)860mm
N.W.:76kgs



H-031 T ARM MACHINE

Size:(L)1950x(W)855x(H)645mm
N.W.:70kgs



H-032 ABDOMINAL MACHINE

Size:(L)2040x(W)980x(H)1045mm
N.W.:53kgs



H-033 DRAW MUSCLE MACHINE

Size:(L)1540x(W)490x(H)950mm
N.W.:30kgs



H-034 ADJUSTABLE WEB BOARD

Size:(L)1900x(W)720x(H)860mm
N.W.:56kgs



H-034A ADJUSTABLE WEB BOARD

Size:(L)1520x(W)665x(H)1080mm
N.W.:45kgs



H-035 CRUNCH BENCH

Size:(L)2010x(W)725x(H)1035mm
N.W.:55kgs



H-036 FLAT BENCH

Size:(L)1675x(W)700x(H)450mm
N.W.:27kgs



H-036A FLAT BENCH

Size:(L)1280x(W)575x(H)580mm
N.W.:23kgs



H-037 MULTI ADJUSTABLE BENCH

Size:(L)1425x(W)620x(H)1100mm
N.W.:43kgs



H-037A ADJUSTABLE BENCH

Size:(L)1260x(W)550x(H)875mm
N.W.:36kgs



H-039A BARBELL RACK

Size:(L)845x(W)650x(H)1305mm
N.W.:41kgs



H-040 SCOTT BENCH

Size:(L)1005x(W)690x(H)965mm
N.W.:43kgs



H-038 UTILITY BENCH

Size:(L)1170x(W)540x(H)875mm
N.W.:29kgs



H-039 BARBELL RACK

Size:(L)1135x(W)810x(H)1440mm
N.W.:40kgs



H-040A SCOTT BENCH

Size:(L)1070x(W)815x(H)930mm
N.W.:45kgs



H-041 WEIGHT PLATE TREE

Size:(L)970x(W)845x(H)1055mm
N.W.:35kgs



H-042 ABDOMINAL BENCH

Size:(L)1700x(W)930x(H)990mm

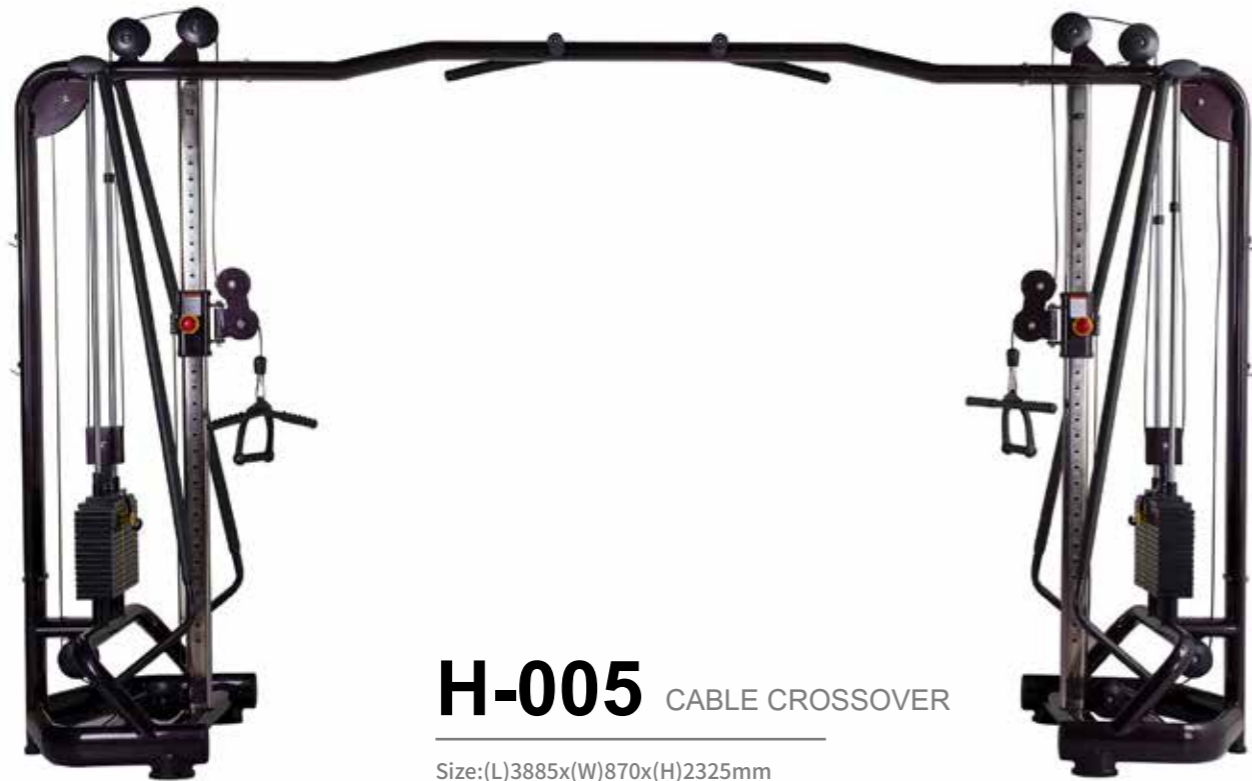
N.W.:60kgs



H-005B ADJUSTABLE FUNCTIONAL TRAINER

Size:(L)880x(W)800x(H)2340mm

N.W.:148kgs



H-005 CABLE CROSSOVER

Size:(L)3885x(W)870x(H)2325mm

N.W.:336kgs



H-005A FUNCTIONAL TRAINER

Size:(L)1690x(W)1150x(H)2350mm

N.W.:380kgs



LY-49


4 STATIONS

Size: (L) 2800x (W) 2370x (H) 2410mm
N.W.:641kgs

LY-59

5 STATIONS

Size: (L) 5990x (W) 2250x (H) 2420mm
N.W.:780kgs




SOCIAL RESPONSIBILITY

We firmly believe !

We firmly believe that sustainable development helps to solidify brand reputation and competitiveness. Better working conditions for employees, concern for cooperation partners and environment we live in, will assist in achieving in greater success in longer term.

Therefore, we, management team, staff, and suppliers, will try our best to ensure that the concept of implementation of sustainable development are based on newly research results. By fulfilling social responsibility, we hope to attract customers with same value and win long-term support from them.



REVOLUTION
TRAINING SYSTEM CORP.