

***BEING STRONG***<sup>TM</sup>  
**FITNESS EQUIPMENT**

Manufactured by:

***JERAI FITNESS PVT. LTD.***<sup>®</sup>

**JUST  
BEING STRONG**

**BEING STRONG**  
FITNESS EQUIPMENT

**BEING STRONG**<sup>TM</sup>  
FITNESS EQUIPMENT

[www.beingstrong.in](http://www.beingstrong.in)

# **BEING STRONG<sup>TM</sup>**

---

## **FITNESS EQUIPMENT**

India's Most Popular Fitness Icon SALMAN KHAN introduces his brand new fitness equipment range under the brand name ***BEING STRONG FITNESS EQUIPMENT<sup>TM</sup>***

This new venture will aim to have a wide reach and create fitness awareness along with educating people about the importance of being fit and healthy.

Salman Khan has acquired the 100% manufacturing rights of India's Largest Manufacturer & Exporter – JERAI FITNESS PVT. LTD. The company has been in existence for over 25 years and supplies to over a hundred gyms a month across India. Salman Khan envisions to make fitness affordable to every Indian with made in India, state-of-the-art fitness equipment. As his contribution to the Fit India movement, he aims to reach every village, town and city in India, which will also create job opportunities for fitness entrepreneurs and sports persons in the country.

BEING STRONG FITNESS EQUIPMENT has the most extensive range of fitness equipment available with any fitness brand comprising Strength Series, Cardio Series, Multi Jungle Series, Load On Series, Benches & Racks, Functional Training Stations, Frog Fitness and Various types of Rigs & Racks.

BEING STRONG will be easily accessible to its clients and will provide factory fitted equipment at the door step of its customers. BEING STRONG is the only Indian brand that competes with all the International Brands not just in India but also in global markets.

With BEING STRONG FITNESS EQUIPMENT & under the flagship of Salman Khan, the Indian fitness industry will witness a completely new level of not just awareness in fitness but also affordability and the need of being strong to every fellow Indian.



# CONTENT

	Pages
CARDIO SERIES	7 - 29
X-TEND SERIES	30 - 43
CLUBLINEPLUS SERIES	44 - 63
CLUBLINE SERIES	64 - 80
REFORM SERIES	81 - 97
LOAD ON SERIES	98 - 119
BENCHES & RACKS	120 - 135
DUMBBELL / PLATE / BARBELL	136
MULTI JUNGLE & JX-FIT ACCESSORIES	137 - 156
SHADES / COLOURS	157
OUR ESTEEMED CLIENTS	158 - 159





***CARDIO***  
***SERIES***



[www.beingstrong.in](http://www.beingstrong.in)

***BEING STRONG***<sup>TM</sup>  
**FITNESS EQUIPMENT**

# NR20XAo



Specifications	NR20XAo
Speed	0.8 ~ 20 km/h
Incline	0 ~ 16% Dual Axle System
Motor Duty	AC 5HP
AC Motor Control	Magnetic Vector Control
Roller Diameter	Ø 100mm
Running Space	1620 x 520mm (LxW)
Max. User Weight	180kgs. / 396lbs.
Product Weight	200kgs. / 440lbs.
Entertainment	21.5 inch Display Panel (HDTV Supported)
	Touch Screen System with Android OS
	Smartphone Display Mirroring to Monitor (Android / iOS)
	USB port, USB Charge, Earphone & Bluetooth Earphone
	European 8 cities Virtual Street Running Training
Console Display	Speed, Incline, Time, Distance, Calorie, Heart Rate
Exercise Program	12 Preset Program
Heart Rate	Polar Compatible Smart Heart Rate Analysis Algorithm
Electricity	220V, 50/60Hz
Safety	Auto Safety Stop while No User on Treadmill
Overall Dimensions (LxWxH)	85" x 37" x 65"
<b>Stabilizer Required #</b>	<b>5 KV Single Phase</b>

# To be procured by the client.

# NR20Xo



Specifications	NR20Xo
Speed	0.8 ~ 20 km/h
Incline	0 ~ 16% Dual Axle System
Motor Duty	AC 5HP
AC Motor Control	Magnetic Vector Control
Roller Diameter	Ø 100mm
Running Space	1620 x 520mm (LxW)
Max. User Weight	180kgs. / 396lbs.
Product Weight	200kgs. / 440lbs.
Entertainment	21.5 inch Display Panel (HDTV Supported)
	Screen Mirroring System
	Smartphone Display Mirroring to Monitor (Android / iOS)
	USB port, USB Charge, Earphone & Bluetooth Earphone
Console Display	Speed, Incline, Time, Distance, Calorie, Heart Rate
Exercise Program	12 Preset Program
Heart Rate	Polar Compatible Smart Heart Rate Analysis Algorithm
Electricity	220V, 50/60Hz
Safety	Auto Safety Stop while No User on Treadmill
Overall Dimensions (LxWxH)	85" x 37" x 65"
<b>Stabilizer Required #</b>	<b>5 KV Single Phase</b>

# To be procured by the client.



# RX7700



Specifications	RX7700
Speed	0.8 ~ 16 km/h
Incline	0 ~ 15% Dual Axle System
Motor Duty	AC 3HP
AC Motor Control	Magnetic Vector Control
Roller Diameter	Ø 100mm
Running Space	1620 x 520mm (LxW)
Max. User Weight	180kgs. / 396lbs.
Product Weight	200kgs. / 440lbs.
Display	3 Color Dot Matrix
Console Display	Speed, Incline, Time, Distance, Calorie, Heart Rate
Exercise Program	12 Preset Program
Heart Rate	Polar Compatible Smart Heart Rate Analysis Algorithm
Electricity	220V, 50/60Hz
Safety	Auto Safety Stop while No User on Treadmill
Overall Dimensions (LxWxH)	86" x 37" x 61"
<b>Stabilizer Required #</b>	<b>5 KV Single Phase</b>



# RACELINE



9" LCD - Blue Backlit

Specifications	Raceline
Display Type	9" LCD - Blue Backlit
Display Feedback	Time, Speed, Incline, Heart Rate, Distance, Calories
Program	Target, Rolling, Valley, Fat Burn, Ramp, Strength, Interval, Fitness Test, 4HRC
Motor	4HP / 6HP Peak
Speed	0.5 ~ 22 km/h
Incline	15% (15 Levels)
Motor Control	AC Inverter
Running Area	22" x 62"
User Weight	180kgs. / 396lbs.
Belt	2.5T (2PLY)
Deck Thickness	25mm
Shock Absorption	Yes
Quick Controls	Yes
Ipod / Mp3 (Auxiliary Jack)	Yes
Charger (Ipad / Ipod)	Yes
Speakers	Yes
Fan	Yes
Contact HR	Yes
Water Bottle Holder	Yes
Reading Rack	Yes
One Touch Speed	Yes
One Touch Incline	Yes
Workout Tracking	Yes
Overall Dimensions (LxWxH)	85" x 36" x 62"
<b>Stabilizer Required #</b>	<b>5 KV Single Phase</b>

# To be procured by the client.



Quick Shift



One Touch Programme



Angled Side Rail

Specifications	M8
Display Type	6 LED + 8x32 Dot-Matrix + Goal Bar
Display Feedback	Time, Speed, Incline, Heart Rate, Distance, Calories
Program	Manual, 5 Preset Program, 3 Goal, 4HRC, 7 Physical Test, Customize
Safety Stop	Standard
Quick Speed	5 Key
Quick Incline	5 Key
Quick Shift	Standard
Running Belt (Pre-Waxed) (LxW)	60" x 23"
Deck	Reversible Deck
Roller (mm / inch)	90mm / 3.5"
Speed	0.5 ~ 25 km/h
Incline	20% (20 Levels)
Motor	5HP / 8HP Peak
Motor Control	AC Inverter
Fan	Yes
Hand Pulse	Yes
HR Receiver	Yes
Pre-Waxed System	Yes
Max. User Weight	200kgs. / 440lbs.
Overall Dimensions (LxWxH)	84" x 36" x 62"
<b>Stabilizer Required #</b>	<b>5 KV Single Phase</b>

Certification: GS, CE.

# To be procured by the client.



# DRAXFIT+ - SPT1000BC



Specifications	Draxfit+ - SPT1000BC
Speed	Self Paced Autonomic Running
Incline	Non Adjustable Fixed Inclination
Motor Duty	No Use Any Motor Inside
Roller Diameter	Ø 175mm
Running Space	1640 x 430mm (LxW)
Max. User Weight	180kgs. / 396lbs.
Product Weight	125kgs. / 275lbs.
Console Display	Speed, Time, Distance, Calorie, Heart Rate
Safety	Safety Bar
Overall Dimensions (LxWxH)	72" x 31" x 63"



# MY MOUNTAIN - MM5050SE



Specifications	My Mountain - MM5050SE
Speed	0.3 ~ 8 km/h
Incline	-5 ~ 50%
Motor Duty	AC 2HP
AC Motor Control	Magnetic Vector Control
Roller Diameter	Ø 75mm
Running Space	1070 x 510mm (LxW)
Max. User Weight	130kgs. / 286lbs.
Product Weight	135kgs. / 297lbs.
Display	3 Color Dot Matrix
Console Display	Speed, Incline, Time, Distance, Calorie, Heart Rate
Exercise Program	12 Preset Program
Electricity	220V, 50/60Hz
Overall Dimensions (LxWxH)	49" x 41" x 64"
<b>Stabilizer Required #</b>	<b>5 KV Single Phase</b>

# To be procured by the client.

# DE6A



Specifications	DE6A
Exercise Level	25 Exercise Levels
Drive System	Hybrid Generator System
Max. User Weight	180kgs. / 396lbs.
Product Weight	120kgs. / 264lbs.
Stride Length	510mm
Display	15.6 inch LCD Screen
Touch	Touch Screen System
Console Display	Time, Distance, Calorie, Heart Rate
Heart Rate	Polar Compatible Smart Heart Rate Analysis Algorithm
Electricity	220V, 50/60Hz
Overall Dimensions (LxWxH)	83" x 24" x 68"





# DE6X



Specifications	DE6X
Exercise Level	25 Exercise Levels
Drive System	Hybrid Generator System
Max. User Weight	180kgs. / 396lbs.
Product Weight	120kgs. / 264lbs.
Stride Length	510mm
Display	15.6 inch LCD Screen
Touch	Screen Mirroring System
Console Display	Time, Distance, Calorie, Heart Rate
Heart Rate	Polar Compatible Smart Heart Rate Analysis Algorithm
Electricity	220V, 50/60Hz
Overall Dimensions (LxWxH)	83" x 24" x 68"



# DE6



Specifications	DE6
Exercise Level	25 Exercise Levels
Drive System	Hybrid Generator System
Max. User Weight	180kgs. / 396lbs.
Product Weight	120kgs. / 264lbs.
Stride Length	510mm
Display	DOT MATRIX
Console Display	Time, Distance, Calorie, Heart Rate
Heart Rate	Polar Compatible Smart Heart Rate Analysis Algorithm
Electricity	220V, 50/60Hz
Overall Dimensions (LxWxH)	83" x 24" x 68"



Specifications	E7
Display Type	6 LED + 8x32 Dot-Matrix
Display Feedback	Time, Speed, Incline, Heart Rate, Distance, Calories
Program	Target, Rolling, Valley, Fat Burn, Ramp Strength, Interval Random, Fitness Test, 4 HRC
Heart Rate Feedback	Contact and Telemetric HR Sensors
Power Requirement	Self-Powered
Stride	50cm / 20"
Resistance Range	25 Levels
Flywheel	10kgs. / 22lbs.
Hand Pulse	Yes
HR Receiver	Yes
Resistance Level Control	Yes
Max. User Weight	182kgs. / 400lbs.
Overall Dimensions (LxWxH)	80" x 26" x 71"

Certification: GS, CE.



Reading Rack



Resistance Level Control



Comfortable Stride



# DA6U



Specifications	DA6U
Exercise Level	25 Exercise Levels
Drive System	Hybrid Generator System
Max. User Weight	150kgs. / 330lbs.
Product Weight	60kgs. / 132lbs.
Display	15.6 inch LCD Screen
Touch	Touch Screen System
Console Display	Time, Distance, Calorie, Heart Rate
Heart Rate	Polar Compatible Smart Heart Rate Analysis Algorithm
Electricity	220V, 50/60Hz
Overall Dimensions (LxWxH)	45" x 25" x 60"

# DX6U



Specifications	DX6U
Exercise Level	25 Exercise Levels
Drive System	Hybrid Generator System
Max. User Weight	150kgs. / 330lbs.
Product Weight	60kgs. / 132lbs.
Display	15.6 inch LCD Screen
Touch	Screen Mirroring System
Console Display	Time, Distance, Calorie, Heart Rate
Heart Rate	Polar Compatible Smart Heart Rate Analysis Algorithm
Electricity	220V, 50/60Hz
Overall Dimensions (LxWxH)	45" x 25" x 60"

# TBU9000



Specifications	TBU9000
Exercise Level	25 Exercise Levels
Drive System	Hybrid Generator System
Max. User Weight	150kgs. / 330lbs.
Product Weight	60kgs. / 132lbs.
Display	DOT MATRIX
Console Display	Time, Distance, Calorie, Heart Rate
Heart Rate	Polar Compatible Smart Heart Rate Analysis Algorithm
Electricity	220V, 50/60Hz
Overall Dimensions (LxWxH)	45" x 25" x 60"





Specifications	B8
Display Type	6 LED + 8x32 Dot-Matrix
Display Feedback	Time, Heart Rate, Distance, Calories, Watt, RPM, Level, METs
Program	Target, Rolling, Valley, Fat Burn, Ramp, Strength, Interval, Random, Fitness Test, 4 HRC
Heart Rate Feedback	Contact and Telemetric HR Sensors
Power Requirement	Self-Powered
Resistance Range	25 Levels
Flywheel	10kgs. / 22lbs.
Hand Pulse	Yes
HR Receiver	Yes
Resistance Level Control	Yes
Max. User Weight	150kgs. / 330lbs.
Overall Dimensions (LxWxH)	44" x 27" x 59"

Certification: GS, CE.



Easy Strap



Seat Adjustment



Resistance Level Control



# DA6R



Specifications	DA6R
Exercise Level	25 Exercise Levels
Drive System	Hybrid Generator System
Max. User Weight	150kgs. / 330lbs.
Product Weight	70kgs. / 154lbs.
Display	15.6 inch LCD Screen
Touch	Touch Screen System
Console Display	Time, Distance, Calorie, Heart Rate
Heart Rate	Polar Compatible Smart Heart Rate Analysis Algorithm
Electricity	220V, 50/60Hz
Overall Dimensions (LxWxH)	67" x 23" x 55"

# DX6R



Specifications	DX6R
Exercise Level	25 Exercise Levels
Drive System	Hybrid Generator System
Max. User Weight	150kgs. / 330lbs.
Product Weight	70kgs. / 154lbs.
Display	15.6 inch LCD Screen
Touch	Screen Mirroring System
Console Display	Time, Distance, Calorie, Heart Rate
Heart Rate	Polar Compatible Smart Heart Rate Analysis Algorithm
Electricity	220V, 50/60Hz
Overall Dimensions (LxWxH)	67" x 23" x 55"

# TBR9000



Specifications	TBR9000
Exercise Level	25 Exercise Levels
Drive System	Hybrid Generator System
Max. User Weight	150kgs. / 330lbs.
Product Weight	70kgs. / 154lbs.
Display	DOT MATRIX
Console Display	Time, Distance, Calorie, Heart Rate
Heart Rate	Polar Compatible Smart Heart Rate Analysis Algorithm
Electricity	220V, 50/60Hz
Overall Dimensions (LxWxH)	67" x 23" x 55"





Specifications	R8
Display Type	6 LED + 8x32 Dot-Matrix
Display Feedback	Time, Heart Rate, Distance, Calories, Watt, RPM, Level, METs.
Program	Target, Rolling, Valley, Fat Burn, Ramp, Strength, Interval, Random, Fitness Test, 4 HRC
Heart Rate Feedback	Contact and Telemetric HR Sensors
Power Requirement	Self-Powered
Resistance Range	25 Levels
Flywheel	10kgs. / 22lbs.
Hand Pulse	Yes
HR Receiver	Yes
Resistance Level Control	Yes
Max. User Weight	150kgs. / 330lbs.
Overall Dimensions (LxWxH)	62" x 24" x 51"

Certification: GS, CE.



Reading Rack



Recline Adjustable Seatback



Easy Strap & Walkthrough Design



Resistance Level Control




## SPINNING BIKE



Specifications	Spinning Bike
Class	Commercial
Console	Batteries Powered LCD Console
Display Features	Speed, Heart Rate, RPM, Time, Average Speed, Distance Calories
Flywheel	20kgs. / 44lbs.
Frame	Steel with standard paint
Handle Bar Post	Steel, Vertical & Horizontal Adjustment
Seat Post	Steel, Vertical & Horizontal Adjustment
Drive System	Belt (Poly-V)
Resistance System	Woolen Felt
Resistance Level	Knob Rotation
Watt	No
Handle Bar	Standard Handle Bar
Bottle Holder	X1
Pedal	Standard Pedal
Max. User Weight	130kgs. / 287lbs.
Weight	57.5kgs. / 127lbs.
Overall Dimensions (LxWxH)	40.5" x 25" x 39"

Certification: CE.

# AIR ROWER



Display



# AIR BIKE



Display



**X-TEND**  
**SERIES**

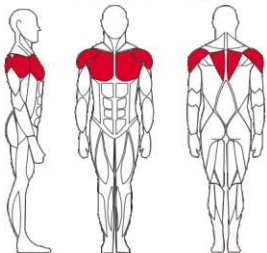




## PEC FLY/REAR DELT



### Muscle Group



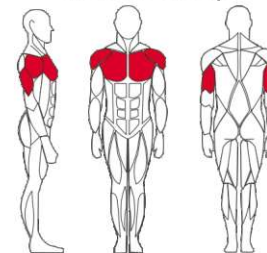
### Specification

Model : JXC-101  
Length : 60 inches/152 cms  
Width : 68 inches/173 cms  
Height : 82 inches/208 cms

## VERTICAL CHEST PRESS



### Muscle Group



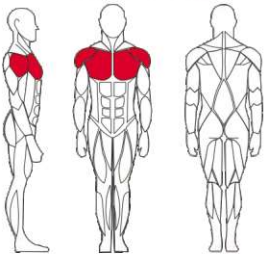
### Specification

Model : JXC-102  
Length : 78 inches/198 cms  
Width : 48 inches/122 cms  
Height : 72 inches/183 cms

## VERTICAL PEC FLY



### Muscle Group



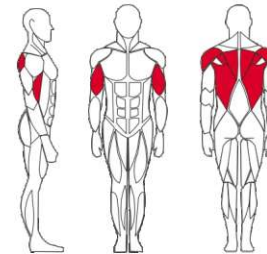
### Specification

Model : JXC-103  
Length : 50 inches/127 cms  
Width : 27 inches/69 cms  
Height : 82 inches/206 cms

## LAT PULL DOWN SINGLE PULLEY



### Muscle Group



### Specification

Model : JXB-201A  
Length : 59 inches/150 cms  
Width : 37 inches/94 cms  
Height : 90 inches/229 cms

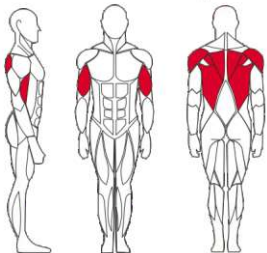
# LAT PULL DOWN DUAL PULLEY



STRAP HANDLE



### Muscle Group



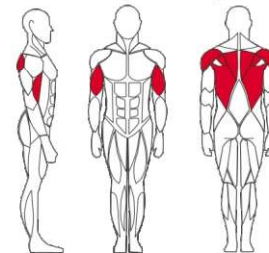
### Specification

Model : JXB-201B  
 Length : 59 inches/150 cms  
 Width : 37 inches/94 cms  
 Height : 90 inches/229 cms

# DUAL LAT PULL DOWN



### Muscle Group



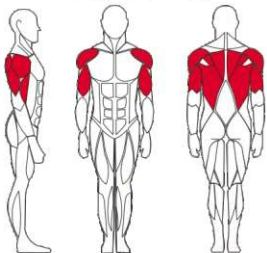
### Specification

Model : JXB-202  
 Length : 70 inches/178 cms  
 Width : 45 inches/114 cms  
 Height : 88 inches/224 cms

# ASSISTED DIP CHIN



## Muscle Group



## Specification

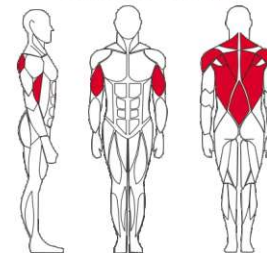
Model : JXB-203  
Length : 58 inches/147 cms  
Width : 46 inches/117 cms  
Height : 85 inches/216 cms

# LONG PULL ROW



Option 2 : Double Cable  
JXB-204B

## Muscle Group



## Specification

Model : JXB-204A  
Length : 87 inches/221 cms  
Width : 35 inches/89 cms  
Height : 90 inches/229 cms

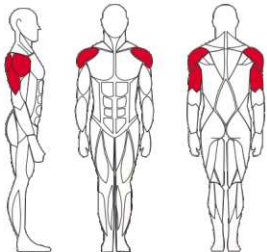


# OVERHEAD PRESS

# LATERAL RAISE



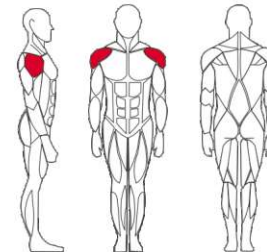
## Muscle Group



## Specification

Model : JXS-301  
Length : 60 inches/152 cms  
Width : 46 inches/117 cms  
Height : 70 inches/178 cms

## Muscle Group



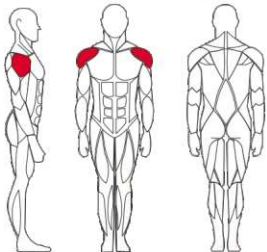
## Specification

Model : JXS-302  
Length : 47 inches/119 cms  
Width : 50 inches/127 cms  
Height : 55 inches/140 cms

# STANDING LATERAL RAISE



## Muscle Group



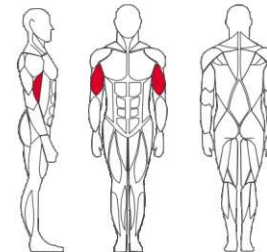
## Specification

Model : JXS-303  
Length : 50 inches/127 cms  
Width : 27 inches/69 cms  
Height : 81 inches/206 cms

# BICEP CURL



## Muscle Group



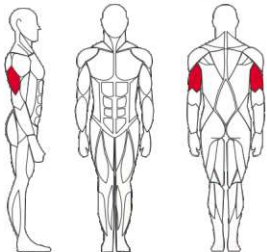
## Specification

Model : JXBT-401  
Length : 48 inches/122 cms  
Width : 35 inches/89 cms  
Height : 55 inches/140 cms

# SEATED TRICEP DIP



## Muscle Group



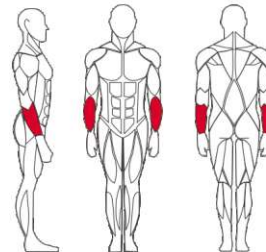
## Specification

Model : JXBT-402  
Length : 61 inches/155 cms  
Width : 43 inches/109 cms  
Height : 55 inches/140 cms

# GORILLA GRIPPER



## Muscle Group



## Specification

Model : JXBT-404  
Length : 28 inches/71 cms  
Width : 30 inches/76 cms  
Height : 31 inches/79 cms

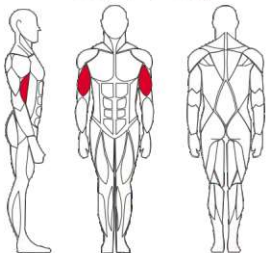


## ISOLATERAL INCLINE BICEP CURL

## LEG EXTENSION



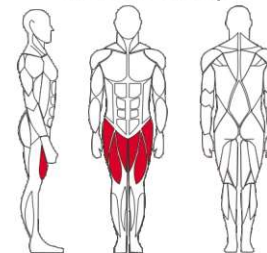
### Muscle Group



### Specification

Model : JXBT-405  
Length : 36 inches/92 cms  
Width : 52 inches/132 cms  
Height : 60 inches/153 cms

### Muscle Group



### Specification

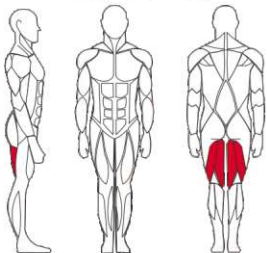
Model : JXL-501  
Length : 56 inches/142 cms  
Width : 40 inches/102 cms  
Height : 55 inches/140 cms



# SEATED LEG CURL



## Muscle Group



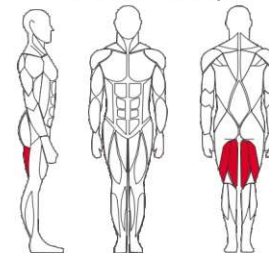
## Specification

Model : JXL-502  
Length : 65 inches/165 cms  
Width : 37 inches/94 cms  
Height : 55 inches/140 cms

# PRONE LEG CURL



## Muscle Group



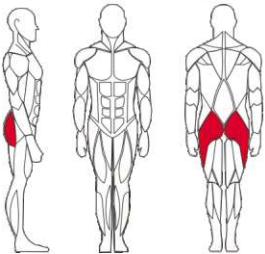
## Specification

Model : JXL-503  
Length : 67 inches/170 cms  
Width : 39 inches/99 cms  
Height : 55 inches/140 cms

## GLUTE MACHINE



### Muscle Group



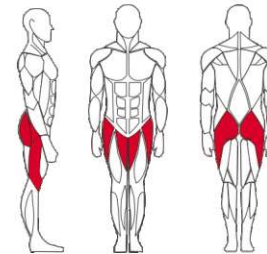
### Specification

Model : JXL-504  
Length : 44 inches/112 cms  
Width : 36 inches/91 cms  
Height : 55 inches/140 cms

## ADDUCTOR/ABDUCTOR COMBO.



### Muscle Group



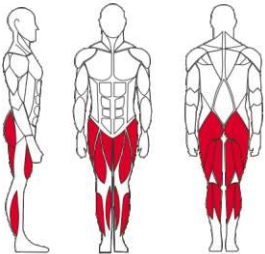
### Specification

Model : JXL-506  
Length : 67 inches/170 cms  
Width : 36 inches/91 cms  
Height : 57 inches/145 cms

## SEATED LEG PRESS



### Muscle Group



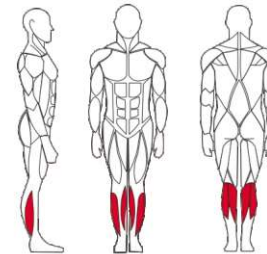
### Specification

Model : JXL-507  
Length : 96 inches/244 cms  
Width : 40 inches/102 cms  
Height : 73 inches/185 cms

## STANDING CALF



### Muscle Group



### Specification

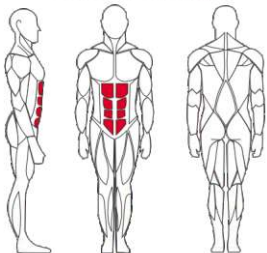
Model : JXL-508  
Length : 56 inches/142 cms  
Width : 44 inches/112 cms  
Height : 75 inches/191 cms



# ABDOMINAL MACHINE



## Muscle Group



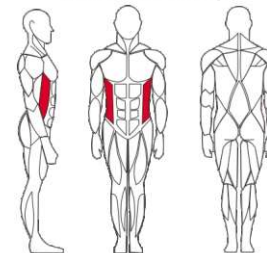
## Specification

Model : JXCR-601  
Length : 53 inches/135 cms  
Width : 45 inches/114 cms  
Height : 59 inches/150 cms

# TORSO ROTATION



## Muscle Group



## Specification

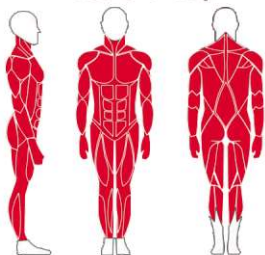
Model : JXCR-602  
Length : 46 inches/117 cms  
Width : 47 inches/119 cms  
Height : 79 inches/200 cms



## FUNCTIONAL TRAINING TOWER



### Muscle Group



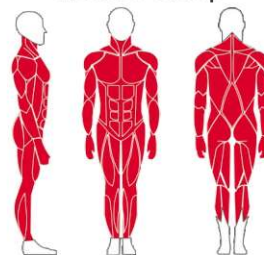
### Specification

Model : JXMP-701  
Length : 80 inches/203 cms  
Width : 128 inches/325 cms  
Height : 86 inches/218 cms

## MULTI FUNCTIONAL STATION



### Muscle Group



### Specification

Model : JXMP-702  
Length : 98 inches/249 cms  
Width : 42 inches/107 cms  
Height : 90 inches/229 cms

**CLUBLINE** **PLUS**  
**SERIES**



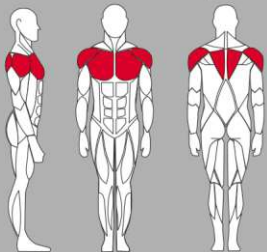
[www.beingstrong.in](http://www.beingstrong.in)

**BEING STRONG**™  
**FITNESS EQUIPMENT**

## PEC FLY/REAR DELT



### Muscle Group



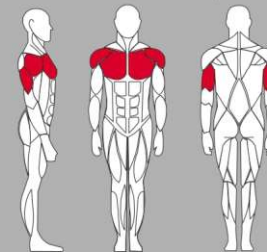
### Specification

Model : JPC-101  
Length : 60 inches/152 cms  
Width : 68 inches/173 cms  
Height : 82 inches/208 cms

## VERTICAL CHEST PRESS



### Muscle Group



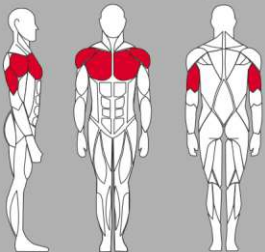
### Specification

Model : JPC-102  
Length : 78 inches/198 cms  
Width : 48 inches/122 cms  
Height : 72 inches/183 cms

## INCLINE CHEST PRESS



### Muscle Group



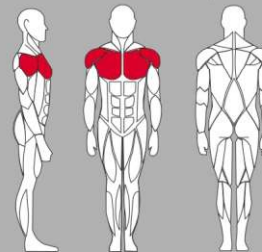
### Specification

Model : JPC-104  
Length : 56 inches/142 cms  
Width : 64 inches/163 cms  
Height : 72 inches/183 cms

## VERTICAL PEC FLY



### Muscle Group



### Specification

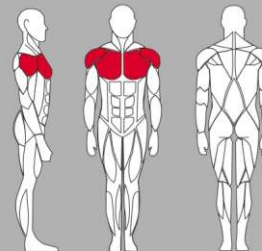
Model : JPC-103  
Length : 50 inches/127 cms  
Width : 27 inches/69 cms  
Height : 82 inches/208 cms



# STANDING FLY / DELTOIDS



## Muscle Group



## Specification

Model : JPC-105

Length : 50 inches/127 cms

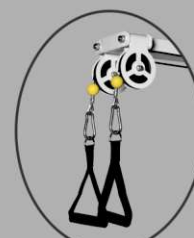
Width : 27 inches/69 cms

Height : 82 inches/208 cms

## LAT PULL DOWN - SINGLE PULLEY



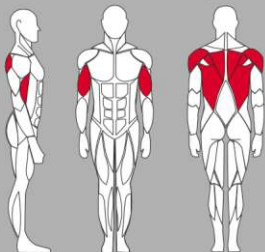
## LAT PULL DOWN - DUAL PULLEY



STRAP HANDLE



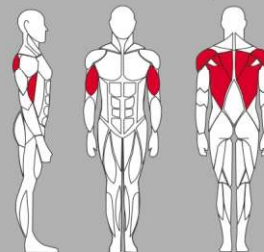
### Muscle Group



### Specification

Model : JPB-201A  
Length : 59 inches/150 cms  
Width : 37 inches/94 cms  
Height : 90 inches/229 cms

### Muscle Group



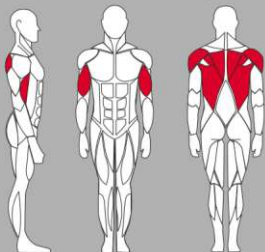
### Specification

Model : JPB-201B  
Length : 59 inches/150 cms  
Width : 37 inches/94 cms  
Height : 90 inches/229 cms

## DUAL LAT PULL DOWN



### Muscle Group



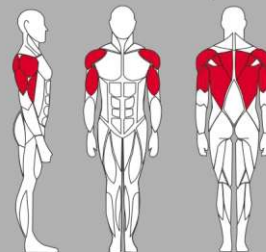
### Specification

Model : JPB-202  
Length : 70 inches/178 cms  
Width : 45 inches/114 cms  
Height : 88 inches/224 cms

## ASSISTED DIP CHIN



### Muscle Group



### Specification

Model : JPB-203  
Length : 58 inches/147 cms  
Width : 46 inches/117 cms  
Height : 85 inches/216 cms

# LONG PULL ROW

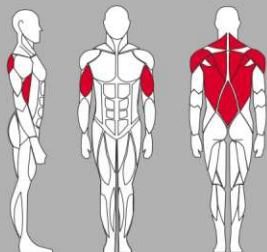
# SEATED ROW



Option 2 : Double Cable  
JPB-204B



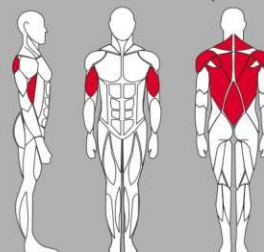
## Muscle Group



## Specification

Model : JPB-204A  
Length : 87 inches/221 cms  
Width : 35 inches/89 cms  
Height : 90 inches/229 cms

## Muscle Group



## Specification

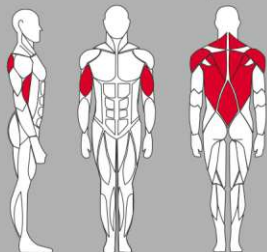
Model : JPB-205  
Length : 106 inches/269 cms  
Width : 32 inches/81 cms  
Height : 90 inches/229 cms



## VERTICAL ROW



### Muscle Group



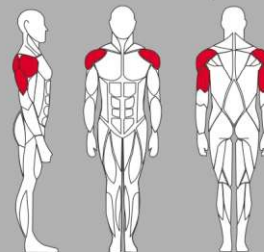
### Specification

Model : JPB-206  
Length : 66 inches/168 cms  
Width : 54 inches/137 cms  
Height : 56 inches/142 cms

## PULL OVER



### Muscle Group



### Specification

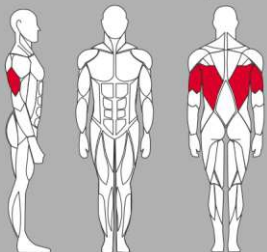
Model : JPB-207  
Length : 54 inches/137 cms  
Width : 46 inches/117 cms  
Height : 70 inches/178 cms

## TRICEP EXTENSION / PULLOVER COMBO.

## OVERHEAD PRESS



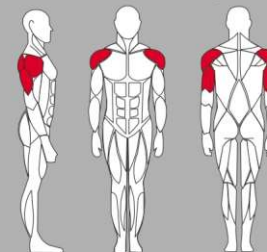
### Muscle Group



### Specification

Model : JPB-208  
Length : 42 inches/107 cms  
Width : 50 inches/127 cms  
Height : 72 inches/183 cms

### Muscle Group



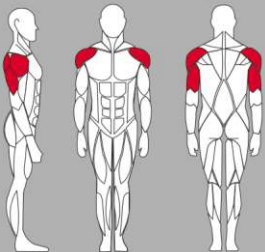
### Specification

Model : JPS-301  
Length : 60 inches/152 cms  
Width : 46 inches/117 cms  
Height : 70 inches/178 cms

# INCLINE SHOULDER PRESS



## Muscle Group



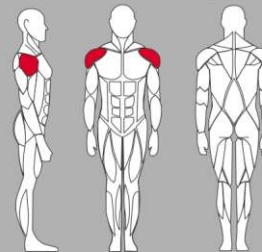
## Specification

Model : JPS-304  
Length : 80 inches/203 cms  
Width : 58 inches/147 cms  
Height : 66 inches/168 cms

# LATERAL RAISE



## Muscle Group



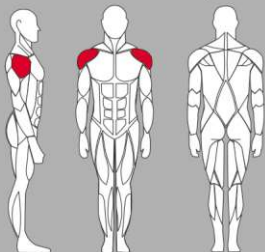
## Specification

Model : JPS-302  
Length : 47 inches/119 cms  
Width : 50 inches/127 cms  
Height : 55 inches/140 cms

# STANDING LATERAL RAISE



## Muscle Group



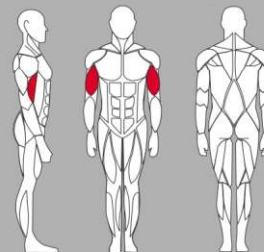
## Specification

Model : JPS-303  
Length : 50 inches/127 cms  
Width : 27 inches/69 cms  
Height : 81 inches/206 cms

# BICEP CURL



## Muscle Group




## Specification

Model : JPBT-401  
Length : 48 inches/122 cms  
Width : 35 inches/89 cms  
Height : 55 inches/140 cms

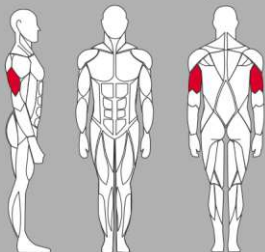


# SEATED TRICEP DIP

# GORILLA GRIPPER



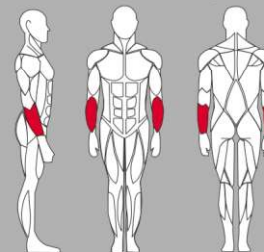
## Muscle Group



## Specification

Model : JPBT-402  
Length : 61 inches/155 cms  
Width : 43 inches/109 cms  
Height : 55 inches/140 cms

## Muscle Group



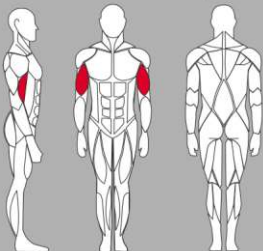
## Specification

Model : JPBT-404  
Length : 28 inches/71 cms  
Width : 30 inches/76 cms  
Height : 31 inches/79 cms

# ISOLATERAL INCLINE BICEP CURL



## Muscle Group



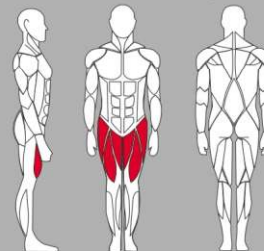
## Specification

Model : JPBT-405  
Length : 36 inches/92 cms  
Width : 52 inches/132 cms  
Height : 60 inches/153 cms

# LEG EXTENSION



## Muscle Group



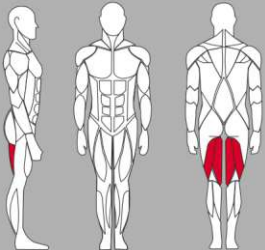
## Specification

Model : JPL-501  
Length : 56 inches/142 cms  
Width : 40 inches/102 cms  
Height : 55 inches/140 cms

## SEATED LEG CURL



### Muscle Group



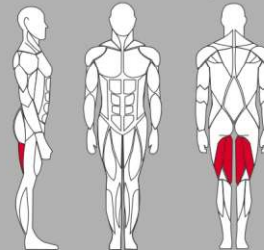
### Specification

Model : JPL-502  
Length : 65 inches/165 cms  
Width : 37 inches/94 cms  
Height : 55 inches/140 cms

## PRONE LEG CURL



### Muscle Group



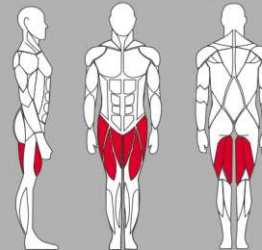
### Specification

Model : JPL-503  
Length : 67 inches/170 cms  
Width : 39 inches/99 cms  
Height : 55 inches/140 cms

# SEATED LEG CURL / EXTENSION COMBO.



## Muscle Group



## Specification

Model : JPL-509

Length : 65 inches/165 cms

Width : 50 inches/127 cms

Height : 60 inches/152 cms

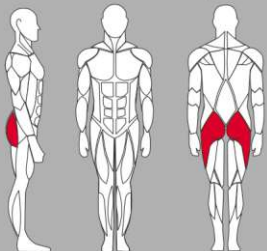


# HIP THRUST

# GLUTE MACHINE



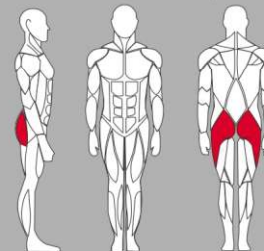
## Muscle Group



## Specification

Model : JPL-510  
Length : 70 inches/178 cms  
Width : 50 inches/127 cms  
Height : 64 inches/163 cms

## Muscle Group



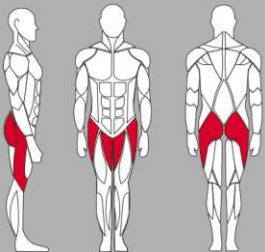
## Specification

Model : JPL-504  
Length : 44 inches/112 cms  
Width : 36 inches/91 cms  
Height : 55 inches/140 cms

## ADDUCTOR/ABDUCTOR COMBO.



### Muscle Group



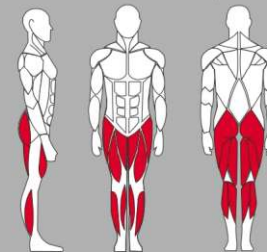
### Specification

Model : JPL-506  
Length : 67 inches/170 cms  
Width : 36 inches/91 cms  
Height : 57 inches/145 cms

## SEATED LEG PRESS



### Muscle Group



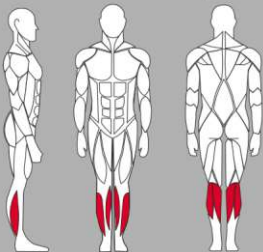
### Specification

Model : JPL-507  
Length : 96 inches/244 cms  
Width : 40 inches/102 cms  
Height : 73 inches/185 cms

# STANDING CALF



## Muscle Group



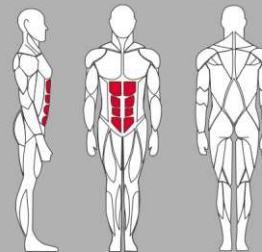
## Specification

Model : JPL-508  
Length : 56 inches/142 cms  
Width : 44 inches/112 cms  
Height : 75 inches/191 cms

# ABDOMINAL MACHINE



## Muscle Group



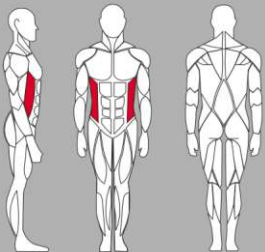
## Specification

Model : JPCR-601  
Length : 53 inches/135 cms  
Width : 45 inches/114 cms  
Height : 59 inches/150 cms

## TORSO ROTATION



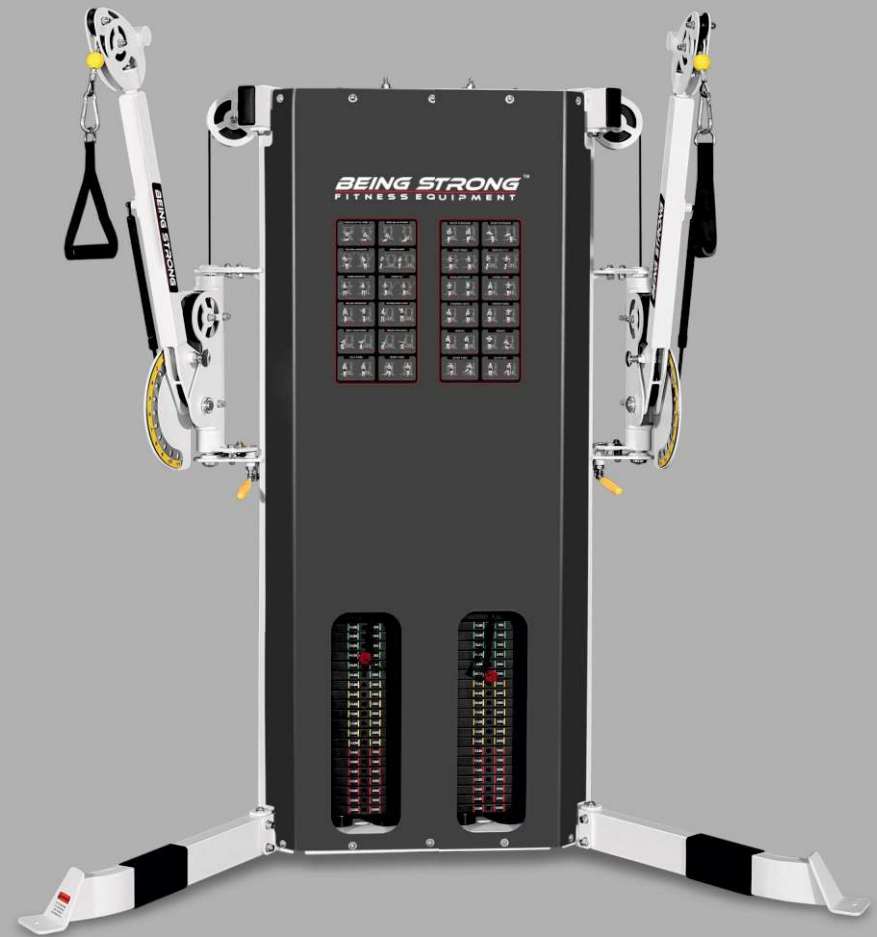
### Muscle Group



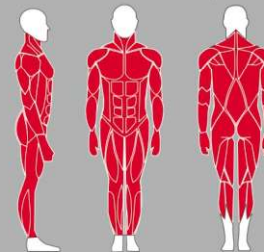
### Specification

Model : JPCR-602  
Length : 46 inches/117 cms  
Width : 47 inches/119 cms  
Height : 79 inches/200 cms

## FUNCTIONAL TRAINING TOWER



### Muscle Group




### Specification

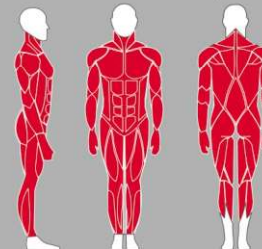
Model : JPMP-701  
Length : 80 inches/203 cms  
Width : 128 inches/325 cms  
Height : 86 inches/218 cms



# MULTI FUNCTIONAL STATION



## Muscle Group



## Specification

Model : JPMP-702

Length : 98 inches/249 cms

Width : 42 inches/107 cms

Height : 90 inches/229 cms

***CLUBLINE***  
***SERIES***



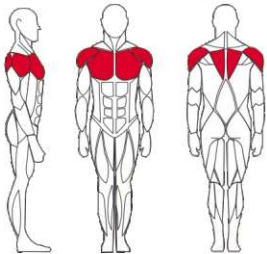
[www.beingstrong.in](http://www.beingstrong.in)

***BEING STRONG***<sup>TM</sup>  
**FITNESS EQUIPMENT**

## PEC FLY/REAR DELT



### Muscle Group



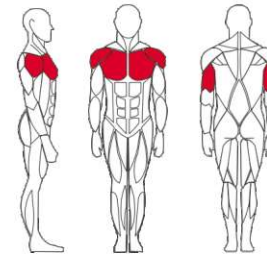
### Specification

Model : JC-101  
Length : 60 inches/152 cms  
Width : 68 inches/173 cms  
Height : 82 inches/208 cms

## VERTICAL CHEST PRESS



### Muscle Group

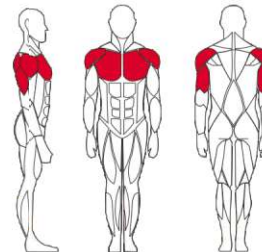


### Specification

Model : JC-103  
Length : 56 inches/142 cms  
Width : 64 inches/163 cms  
Height : 72 inches/183 cms



Muscle Group



Specification

Model : JC-104

Length : 80 inches/203 cms

Width : 60 inches/152 cms

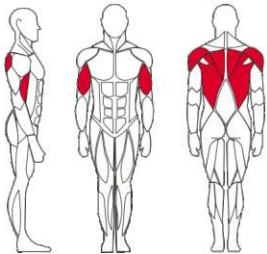
Height : 58 inches/147 cms



## LAT PULL DOWN - SINGLE PULLEY



### Muscle Group



### Specification

Model : JB-201A  
Length : 59 inches/150 cms  
Width : 37 inches/94 cms  
Height : 90 inches/229 cms

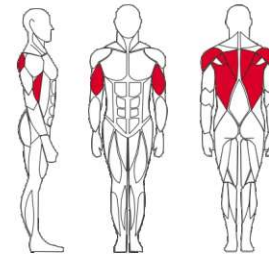
## LAT PULL DOWN - DUAL PULLEY



STRAP HANDLE



### Muscle Group



### Specification

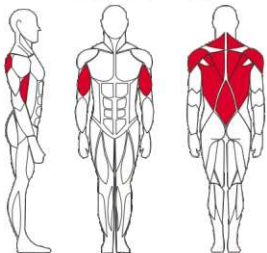
Model : JB-201B  
Length : 59 inches/150 cms  
Width : 37 inches/94 cms  
Height : 90 inches/229 cms

## LAT PULL DOWN WITH ROWING COMBO.

## ASSISTED DIP CHIN



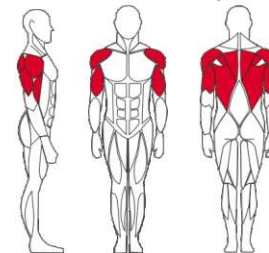
### Muscle Group



### Specification

Model : JB-201C  
Length : 69 inches/175 cms  
Width : 38 inches/97 cms  
Height : 90 inches/229 cms

### Muscle Group



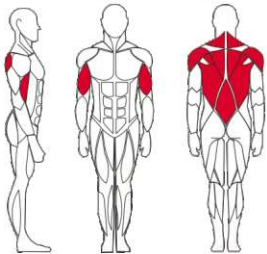
### Specification

Model : JB-203  
Length : 58 inches/147 cms  
Width : 46 inches/117 cms  
Height : 85 inches/216 cms

## LONG PULL ROW - SINGLE PULLEY



### Muscle Group



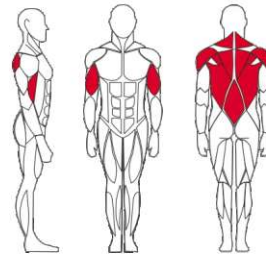
### Specification

Model : JB-204A  
Length : 87 inches/221 cms  
Width : 35 inches/89 cms  
Height : 90 inches/229 cms

## LONG PULL ROW - DUAL PULLEY



### Muscle Group



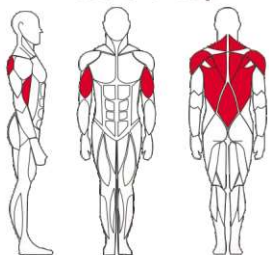
### Specification

Model : JB-204B  
Length : 87 inches/221 cms  
Width : 35 inches/89 cms  
Height : 90 inches/229 cms

## VERTICAL ROW



### Muscle Group



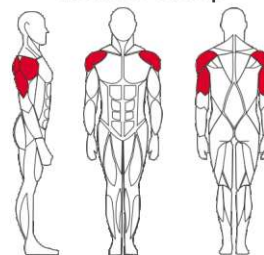
### Specification

Model : JB-206  
Length : 68 inches/173 cms  
Width : 52 inches/132 cms  
Height : 56 inches/142 cms

## SHOULDER PRESS



### Muscle Group



### Specification

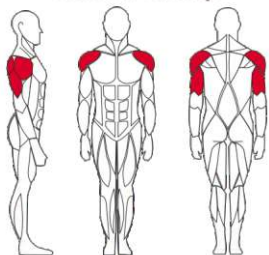
Model : JS-304  
Length : 66 inches/168 cms  
Width : 62 inches/157 cms  
Height : 56 inches/142 cms



## INCLINE SHOULDER PRESS



### Muscle Group



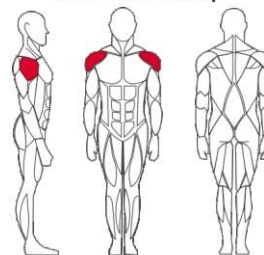
### Specification

Model : JS-305  
Length : 80 inches/203 cms  
Width : 58 inches/147 cms  
Height : 66 inches/168 cms

## LATERAL RAISE




### Muscle Group



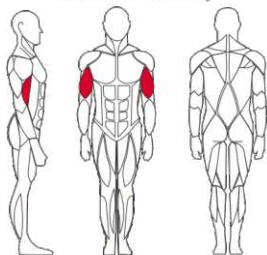
### Specification

Model : JS-302  
Length : 47 inches/119 cms  
Width : 50 inches/127 cms  
Height : 55 inches/140 cms

## BICEP CURL



### Muscle Group



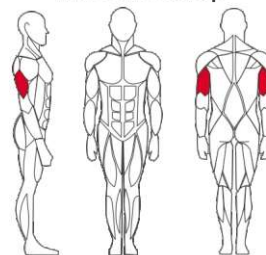
### Specification

Model : JBT-401  
Length : 48 inches/122 cms  
Width : 35 inches/89 cms  
Height : 55 inches/140 cms

## SEATED TRICEP DIP



### Muscle Group



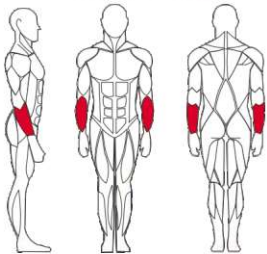
### Specification

Model : JBT-402  
Length : 61 inches/155 cms  
Width : 43 inches/109 cms  
Height : 55 inches/140 cms

## WRIST CURL



### Muscle Group



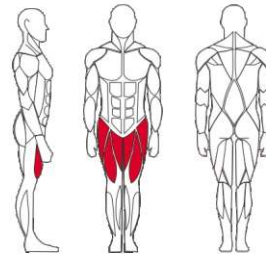
### Specification

Model : JBT-403  
Length : 20 inches/51 cms  
Width : 28 inches/71 cms  
Height : 42 inches/107 cms

## LEG EXTENSION




### Muscle Group



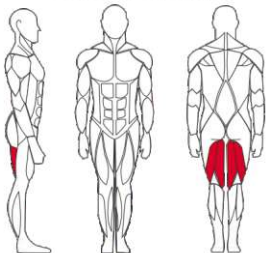
### Specification

Model : JL-501  
Length : 56 inches/142 cms  
Width : 40 inches/102 cms  
Height : 55 inches/140 cms

## SEATED LEG CURL



### Muscle Group



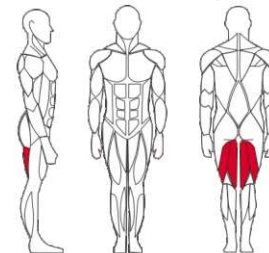
### Specification

Model : JL-502  
Length : 65 inches/165 cms  
Width : 37 inches/94 cms  
Height : 55 inches/140 cms

## PRONE LEG CURL



### Muscle Group



### Specification

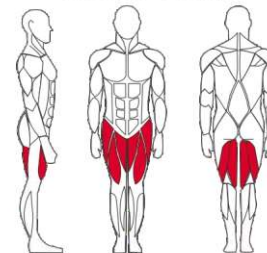
Model : JL-503  
Length : 67 inches/170 cms  
Width : 39 inches/99 cms  
Height : 55 inches/140 cms



## SEATED LEG CURL / EXTENSION COMBO.



### Muscle Group



### Specification

Model : JL-509

Length : 46 inches/117 cms

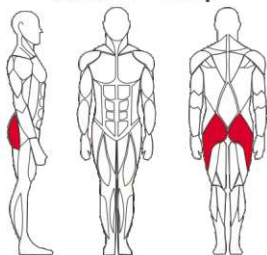
Width : 58 inches/147 cms

Height : 60 inches/152 cms

# HIP THRUST



## Muscle Group



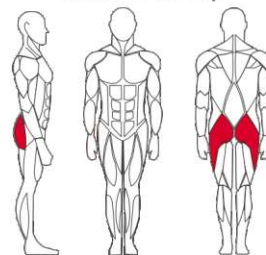
## Specification

Model : JL-510  
Length : 70 inches/178 cms  
Width : 50 inches/127 cms  
Height : 56 inches/142 cms

# GLUTE MACHINE



## Muscle Group



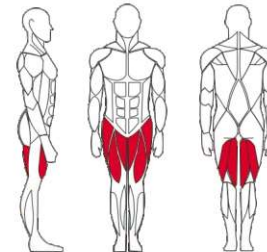
## Specification

Model : JL-504  
Length : 44 inches/112 cms  
Width : 36 inches/91 cms  
Height : 55 inches/140 cms

## LEG CURL/EXTENSION COMBO.



### Muscle Group



### Specification

Model : JL-505

Length : 65 inches/165 cms

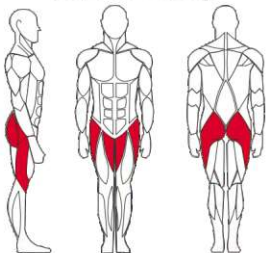
Width : 39 inches/99 cms

Height : 55 inches/140 cms

## ADDUCTOR/ABDUCTOR COMBO.



### Muscle Group



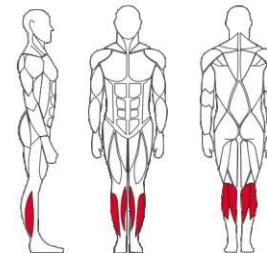
### Specification

Model : JL-506  
Length : 67 inches/170 cms  
Width : 36 inches/91 cms  
Height : 57 inches/145 cms

## STANDING CALF



### Muscle Group



### Specification

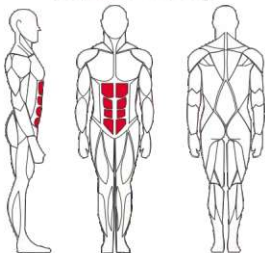
Model : JL-508  
Length : 56 inches/142 cms  
Width : 44 inches/112 cms  
Height : 75 inches/191 cms



## ABDOMINAL MACHINE



### Muscle Group



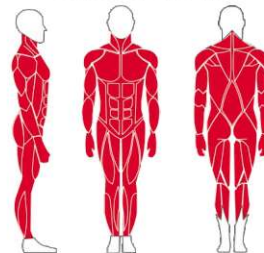
### Specification

Model : JCR-601  
Length : 53 inches/135 cms  
Width : 45 inches/114 cms  
Height : 59 inches/150 cms

## MULTI FUNCTIONAL STATION



### Muscle Group



### Specification

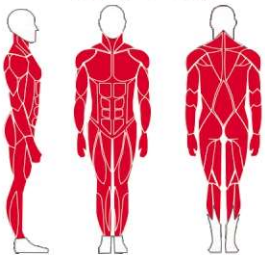
Model : JMP-702  
Length : 98 inches/249 cms  
Width : 42 inches/107 cms  
Height : 90 inches/229 cms

## CABLE CROSSOVER ADJUSTABLE

## HIGH LOW PULLEY ADJUSTABLE



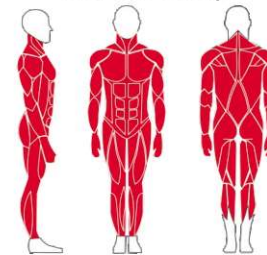
### Muscle Group



### Specification

Model : JMP-703  
Length : 162 inches/411 cms  
Width : 32 inches/81 cms  
Height : 90 inches/229 cms


### Muscle Group



### Specification

Model : JMP-704  
Length : 42 inches/107 cms  
Width : 35 inches/89 cms  
Height : 90 inches/229 cms

**REFORM**  
**SERIES**



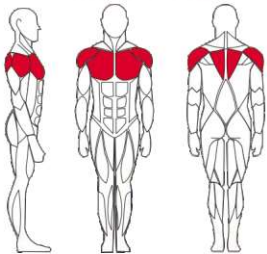
[www.beingstrong.in](http://www.beingstrong.in)

**BEING STRONG**<sup>TM</sup>  
**FITNESS EQUIPMENT**

## PEC FLY/REAR DELT



### Muscle Group



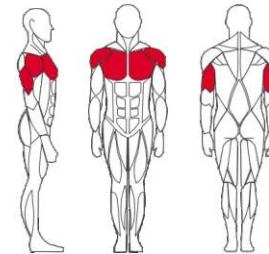
### Specification

Model : JRC-1010  
Length : 60 inches/152 cms  
Width : 68 inches/173 cms  
Height : 82 inches/208 cms

## CHEST PRESS



### Muscle Group



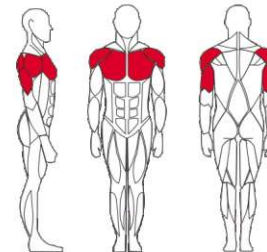
### Specification

Model : JRC-1020  
Length : 58 inches/147 cms  
Width : 58 inches/147 cms  
Height : 58 inches/147 cms





### Muscle Group



### Specification

Model : JRC-1030

Length : 80 inches/203 cms

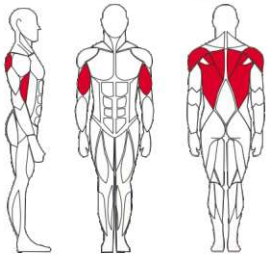
Width : 60 inches/152 cms

Height : 58 inches/147 cms

## LAT PULL DOWN - SINGLE PULLEY



### Muscle Group



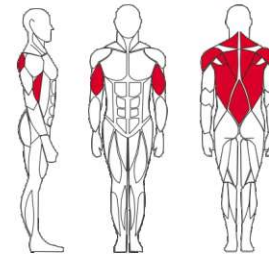
### Specification

Model : JRB-2010  
Length : 59 inches/150 cms  
Width : 37 inches/94 cms  
Height : 90 inches/229 cms

## LAT PULL DOWN WITH ROWING COMBO.



### Muscle Group



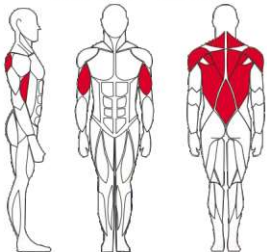
### Specification

Model : JRB-2020  
Length : 69 inches/175 cms  
Width : 38 inches/97 cms  
Height : 90 inches/229 cms

## LONG PULL ROW - SINGLE PULLEY



### Muscle Group



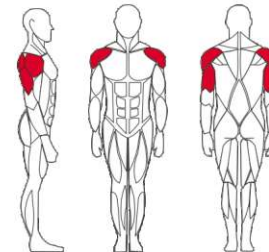
### Specification

Model : JRB-2030  
Length : 87 inches/221 cms  
Width : 35 inches/89 cms  
Height : 90 inches/229 cms

## SHOULDER PRESS



### Muscle Group



### Specification

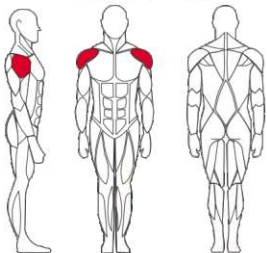
Model : JRS-3010  
Length : 68 inches/173 cms  
Width : 60 inches/152 cms  
Height : 60 inches/152 cms

## LATERAL RAISE

## BICEP CURL



### Muscle Group

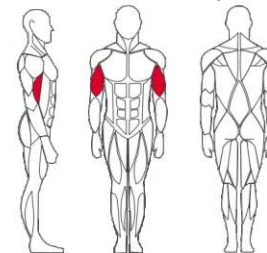


### Specification

Model : JRS-3020  
Length : 58 inches/147 cms  
Width : 32 inches/81 cms  
Height : 58 inches/147 cms



### Muscle Group



### Specification

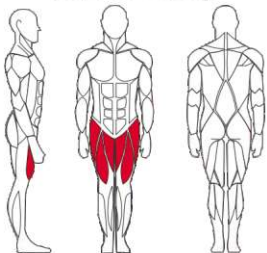
Model : JRBT-4010  
Length : 48 inches/122 cms  
Width : 35 inches/89 cms  
Height : 55 inches/140 cms



## LEG EXTENSION



### Muscle Group



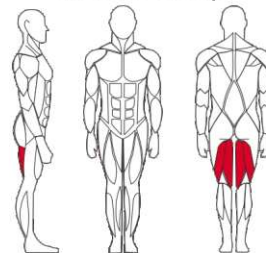
### Specification

Model : JRL-5010  
Length : 56 inches/142 cms  
Width : 40 inches/102 cms  
Height : 55 inches/140 cms

## PRONE LEG CURL



### Muscle Group



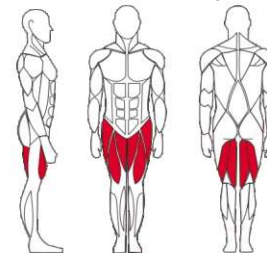
### Specification

Model : JRL-5030  
Length : 67 inches/170 cms  
Width : 39 inches/99 cms  
Height : 55 inches/140 cms

## LEG CURL/EXTENSION COMBO.



### Muscle Group



### Specification

Model : JRL-5020

Length : 65 inches/165 cms

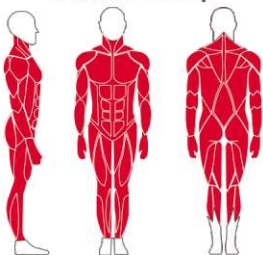
Width : 39 inches/99 cms

Height : 55 inches/140 cms

## HIGH LOW PULLEY ADJUSTABLE




### Muscle Group



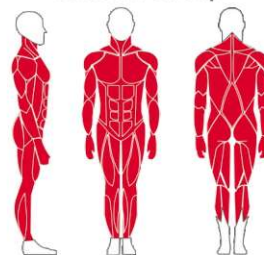
### Specification

Model : JRMP-6010  
Length : 42 inches/107 cms  
Width : 35 inches/89 cms  
Height : 90 inches/229 cms

## CABLE CROSSOVER ADJUSTABLE



### Muscle Group



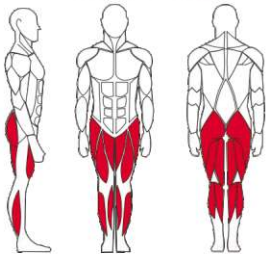
### Specification

Model : JRMP-6020  
Length : 162 inches/411 cms  
Width : 32 inches/81 cms  
Height : 90 inches/229 cms

## 45° LEG PRESS



### Muscle Group



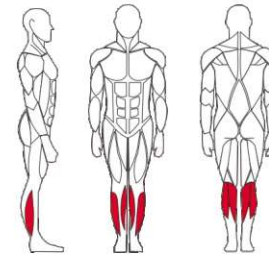
### Specification

Model : JRPL-1010  
Length : 87 inches/221 cms  
Width : 64 inches/163 cms  
Height : 55 inches/140 cms

## SEATED CALF



### Muscle Group



### Specification

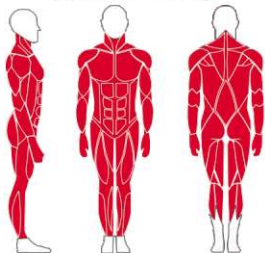
Model : JRPL-1020  
Length : 53 inches/135 cms  
Width : 34 inches/86 cms  
Height : 39 inches/99 cms



## POWER CAGE



### Muscle Group



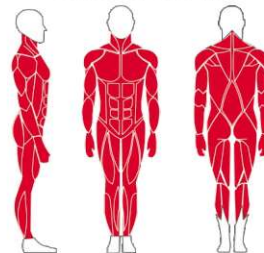
### Specification

Model : JRBR-1010  
Length : 64 inches/163 cms  
Width : 86 inches/218 cms  
Height : 90 inches/229 cms

## SMITH MACHINE



### Muscle Group



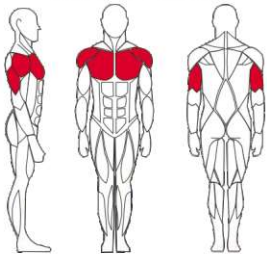
### Specification

Model : JRBR-1020  
Length : 50 inches/127 cms  
Width : 88 inches/224 cms  
Height : 90 inches/229 cms

## OLYMPIC FLAT BENCH



### Muscle Group



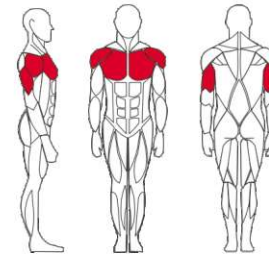
### Specification

Model : JRBR-1030  
Length : 68 inches/173 cms  
Width : 86 inches/218 cms  
Height : 50 inches/127 cms

## OLYMPIC INCLINE BENCH



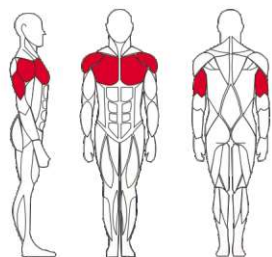
### Muscle Group



### Specification

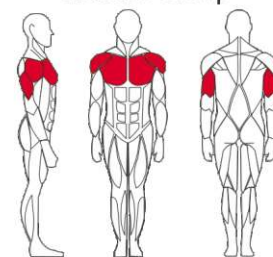
Model : JRBR-1040  
Length : 78 inches/198 cms  
Width : 86 inches/218 cms  
Height : 55 inches/140 cms

## OLYMPIC DECLINE BENCH



Model : JRBR-1050  
Length : 81 inches/206 cms  
Width : 86 inches/218 cms  
Height : 48 inches/122 cms

## FLAT/INCLINE COMBO. BENCH



### Muscle Group

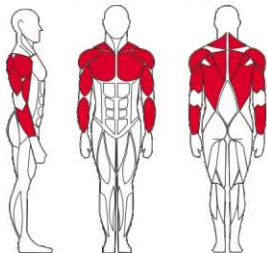
### Specification

Model : JRBR-1060  
Length : 78 inches/198 cms  
Width : 86 inches/218 cms  
Height : 55 inches/140 cms

## SUPER BENCH



### Muscle Group



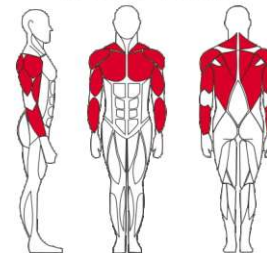
### Specification

Model : JRBR-1070  
Length : 60 inches/152 cms  
Width : 25 inches/64 cms  
Height : N.A.

## MULTIPURPOSE FOLDABLE SUPER BENCH



### Muscle Group



### Specification

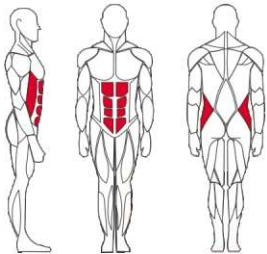
Model : JHBR-108  
Length : 54 inches/137 cms  
Width : 22 inches/56 cms  
Height : 22 inches/56 cms



## ABDOMINAL BOARD ADJUSTABLE



### Muscle Group



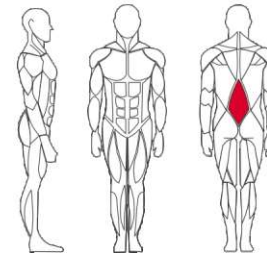
### Specification

Model JRBR-1080  
Length : 69 inches/175 cms  
Width : 30 inches/76 cms  
Height : 34 inches/86 cms

## BACK EXTENSION



### Muscle Group



### Specification

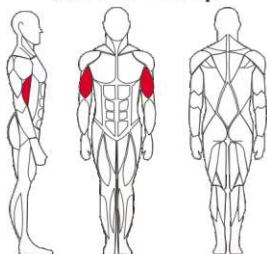
Model : JRBR-1090  
Length : 60 inches/152 cms  
Width : 28 inches/71 cms  
Height : 50 inches/127 cms

## PREACHER CURL BENCH

## VERTICAL KNEE UP



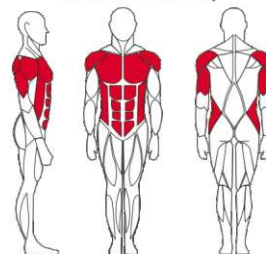
### Muscle Group



### Specification

Model : JRBR-1100  
Length : 52 inches/132 cms  
Width : 48 inches/122 cms  
Height : 38 inches/97 cms

### Muscle Group



### Specification

Model : JRBR-1110  
Length : 63 inches/160 cms  
Width : 30 inches/76 cms  
Height : 83 inches/211 cms

## VERTICAL PLATE TREE



### Specification

Model : JRBR-1120  
Length : 28 inches/71 cms  
Width : 30 inches/76 cms  
Height : 49 inches/124 cms

## DUMBBELL RACK TWIN TIER



### Specification

Model : JRBR-1130  
Length : 28 inches/71 cms  
Width : 102 inches/259 cms  
Height : 32 inches/81 cms

**LOAD-ON**  
**SERIES**



[www.beingstrong.in](http://www.beingstrong.in)

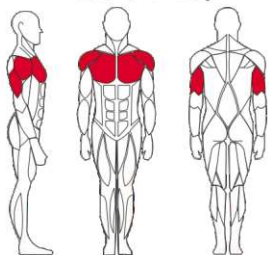
**BEING STRONG**<sup>TM</sup>  
**FITNESS EQUIPMENT**



## ISOLATERAL CHEST PRESS



### Muscle Group



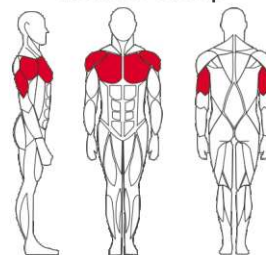
### Specification

Model : JPL-101  
Length : 49 inches/125 cms  
Width : 52 inches/133 cms  
Height : 69 inches/176 cms

## ISOLATERAL SUPER INCLINE PRESS



### Muscle Group



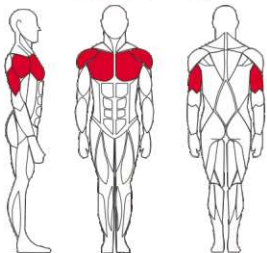
### Specification

Model : JPL-102  
Length : 50 inches/127 cms  
Width : 59 inches/150 cms  
Height : 60 inches/153 cms

## ISOLATERAL INCLINE CHEST PRESS



### Muscle Group



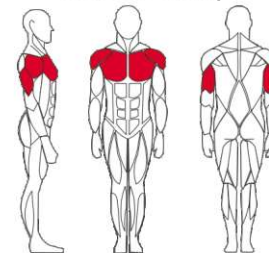
### Specification

Model : JPL-103  
Length : 49 inches/125 cms  
Width : 52 inches/133 cms  
Height : 69 inches/176 cms

## DUAL AXIS FLAT BENCH



### Muscle Group



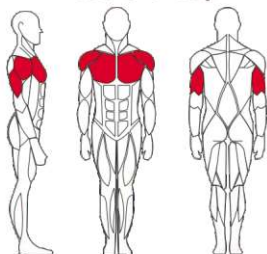
### Specification

Model : JPL-104  
Length : 75 inches/191 cms  
Width : 42 inches/107 cms  
Height : 54 inches/137 cms

## DUAL AXIS DECLINE BENCH



### Muscle Group



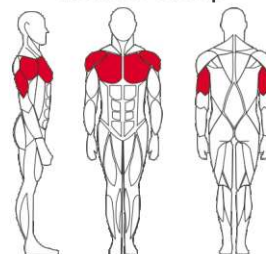
### Specification

Model : JPL-105  
Length : 102 inches/259 cms  
Width : 42 inches/107 cms  
Height : 36 inches/91 cms

## DUAL AXIS INCLINE BENCH



### Muscle Group



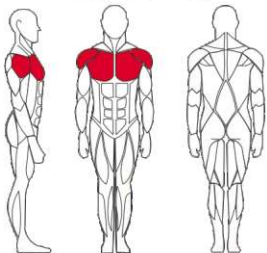
### Specification

Model : JPL-106  
Length : 84 inches/213 cms  
Width : 47 inches/119 cms  
Height : 42 inches/107 cms

## ISOLATERAL PEC DECK



### Muscle Group



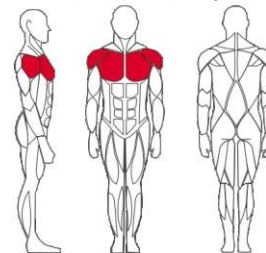
### Specification

Model : JPL-107  
Length : 72 inches/183 cms  
Width : 45 inches/114 cms  
Height : 64 inches/163 cms

## ISOLATERAL INCLINE PEC FLY



### Muscle Group



### Specification

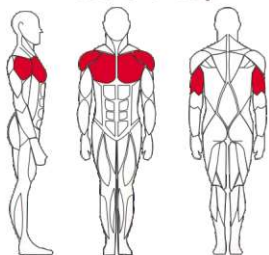
Model : JPL-108  
Length : 70 inches/178 cms  
Width : 60 inches/152 cms  
Height : 38 inches/97 cms



## CHEST PRESS



### Muscle Group



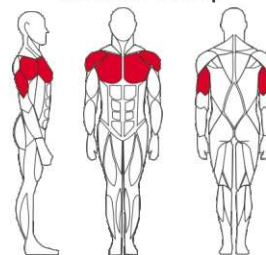
### Specification

Model : JPL-109  
Length : 59 inches/150 cms  
Width : 68 inches/173 cms  
Height : 70 inches/178 cms

## INCLINE CHEST



### Muscle Group



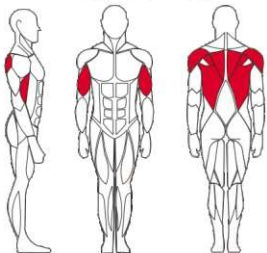
### Specification

Model : JPL-110  
Length : 63 inches/160 cms  
Width : 67 inches/170 cms  
Height : 70 inches/178 cms

## REVERSE FRONT LAT PULL DOWN



### Muscle Group



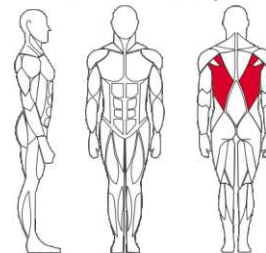
### Specification

Model : JPL-111  
Length : 65 inches/166 cms  
Width : 41 inches/105 cms  
Height : 80 inches/204 cms

## PULL OVER



### Muscle Group



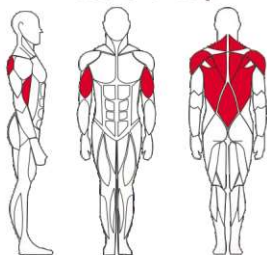
### Specification

Model : JPL-112  
Length : 54 inches/138 cms  
Width : 51 inches/130 cms  
Height : 59 inches/150 cms

## LOW ROW



### Muscle Group



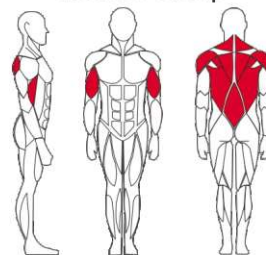
### Specification

Model : JPL-113  
Length : 72 inches/183 cms  
Width : 55 inches/140 cms  
Height : 65 inches/165 cms

## MID ROW



### Muscle Group



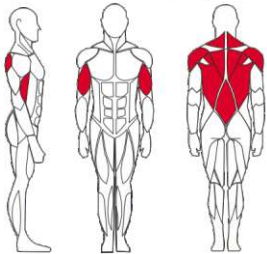
### Specification

Model : JPL-114  
Length : 75 inches/191 cms  
Width : 49 inches/124 cms  
Height : 54 inches/137 cms

## ISOLATERAL ROW



### Muscle Group



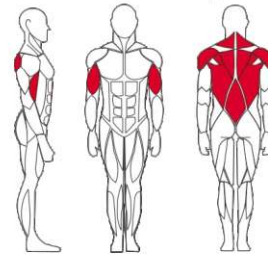
### Specification

Model : JPL-141  
Length : 70 inches/178 cms  
Width : 60 inches/152 cms  
Height : 55 inches/140 cms

## MULTI ANGLED T-BAR



### Muscle Group



### Specification

Model : JPL-115  
Length : 70 inches/178 cms  
Width : 48 inches/122 cms  
Height : 20 inches/51 cms

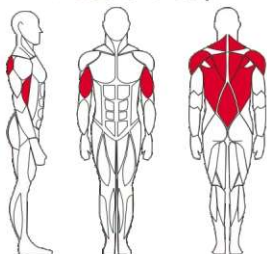
\*Attachments, Accessories, Weight Plates, Dumbbells & Bars to be Ordered Separately



## INCLINE T-BAR



### Muscle Group



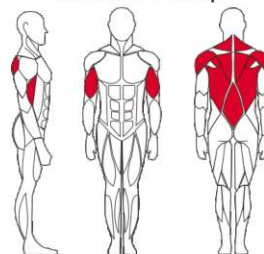
### Specification

Model : JPL-116  
Length : 78 inches/198 cms  
Width : 48 inches/122 cms  
Height : 47 inches/119 cms

## COMPOUND ROW



### Muscle Group



### Specification

Model : JPL-117  
Length : 95 inches/241 cms  
Width : 50 inches/127 cms  
Height : 37 inches/94 cms

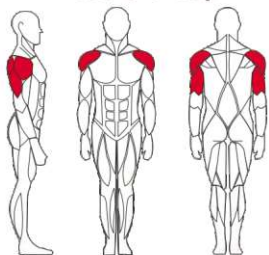
\* Attachments, Accessories, Weight Plates, Dumbbells & Bars to be Ordered Separately

## SHOULDER PRESS

## ISOLATERAL SUPER INCLINE SHOULDER PRESS



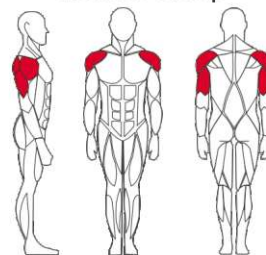
### Muscle Group



### Specification

Model : JPL-118  
Length : 63 inches/160 cms  
Width : 66 inches/168 cms  
Height : 60 inches/152 cms

### Muscle Group



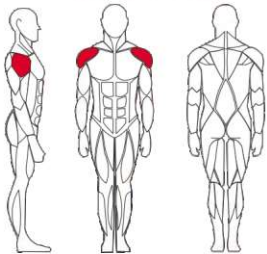
### Specification

Model : JPL-119  
Length : 51 inches/130 cms  
Width : 58 inches/148 cms  
Height : 74 inches/188 cms

## ISOLATERAL SEATED LATERAL RAISE



### Muscle Group



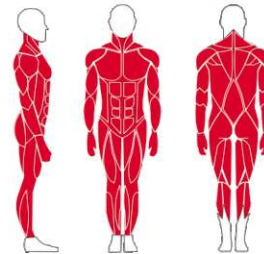
### Specification

Model : JPL-120  
Length : 56 inches/142 cms  
Width : 45 inches/114 cms  
Height : 48 inches/122 cms

## SHRUGS/DEADLIFT



### Muscle Group



### Specification

Model : JPL-121  
Length : 70 inches/178 cms  
Width : 60 inches/152 cms  
Height : 47 inches/119 cms

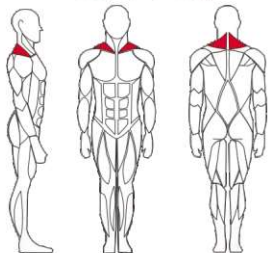
\*Attachments, Accessories, Weight Plates, Dumbbells & Bars to be Ordered Separately

# SEATED/STANDING SHRUGS

# ARM CURL



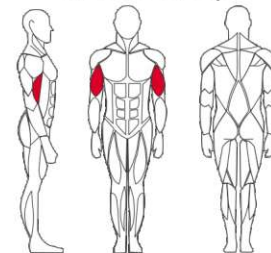
### Muscle Group



### Specification

Model : JPL-122  
Length : 38 inches/97 cms  
Width : 53 inches/135 cms  
Height : 47 inches/120 cms

### Muscle Group



### Specification

Model : JPL-123  
Length : 64 inches/163 cms  
Width : 46 inches/117 cms  
Height : 44 inches/112 cms

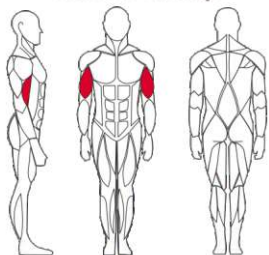
\*Attachments, Accessories, Weight Plates, Dumbbells & Bars to be Ordered Separately



## BISOLATERAL BICEP CURL



### Muscle Group



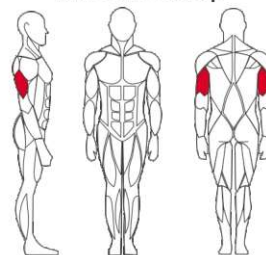
### Specification

Model : JPL-124  
Length : 42 inches/107 cms  
Width : 68 inches/173 cms  
Height : 52 inches/132 cms

## TRICEP DIP PLATE LOADED



### Muscle Group



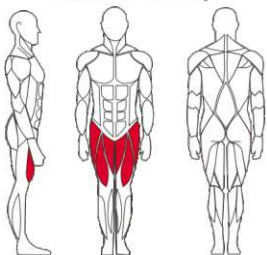
### Specification

Model : JPL-125  
Length : 52 inches/132 cms  
Width : 70 inches/178 cms  
Height : 42 inches/107 cms

## ISOLATERAL LEG EXTENSION



### Muscle Group



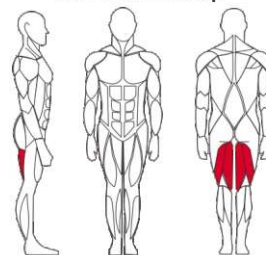
### Specification

Model : JPL-126  
Length : 54 inches/138 cms  
Width : 57 inches/145 cms  
Height : 57 inches/145 cms

## ISOLATERAL LEG CURL



### Muscle Group



### Specification

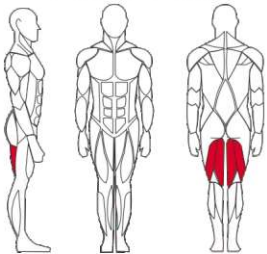
Model : JPL-127  
Length : 50 inches/127 cms  
Width : 55 inches/140 cms  
Height : 51 inches/130 cms

\*Attachments, Accessories, Weight Plates, Dumbbells & Bars to be Ordered Separately

## ISOLATERAL STANDING LEG CURL



### Muscle Group



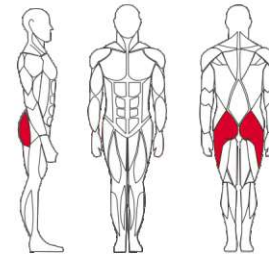
### Specification

Model : JPL-140  
Length : 51 inches/130 cms  
Width : 62 inches/157 cms  
Height : 47 inches/118 cms

## HIP THRUST



### Muscle Group



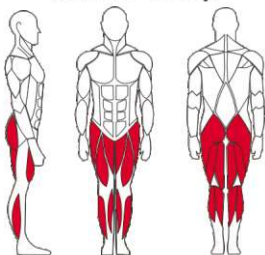
### Specification

Model : JPL-143  
Length : 70 inches/178 cms  
Width : 56 inches/142 cms  
Height : 50 inches/127 cms

# LEG PRESS



## Muscle Group



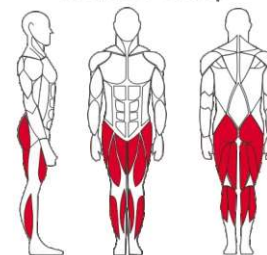
## Specification

Model : JPL-128  
Length : 102 inches/259 cms  
Width : 53 inches/135 cms  
Height : 61 inches/155 cms

# 45° LEG PRESS



## Muscle Group



## Specification

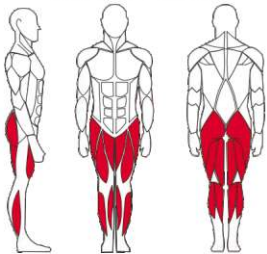
Model : JPL-129  
Length : 87 inches/221 cms  
Width : 64 inches/163 cms  
Height : 55 inches/140 cms



## VERTICAL LEG PRESS



### Muscle Group



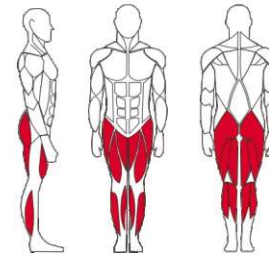
### Specification

Model : JPL-130  
Length : 69 inches/175 cms  
Width : 64 inches/163 cms  
Height : 96 inches/244 cms

## LYING VERTICAL PRESS



### Muscle Group



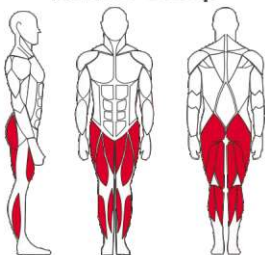
### Specification

Model : JPL-142  
Length : 66 inches/168 cms  
Width : 82 inches/208 cms  
Height : 82 inches/208 cms

## HACK SQUAT



### Muscle Group



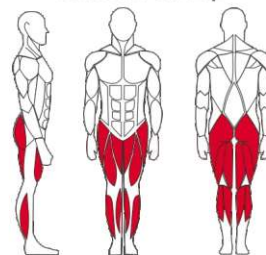
### Specification

Model : JPL-131  
Length : 95 inches/241 cms  
Width : 64 inches/163 cms  
Height : 52 inches/132 cms

## LEG PRESS/HACK SQUAT COMBO.



### Muscle Group



### Specification

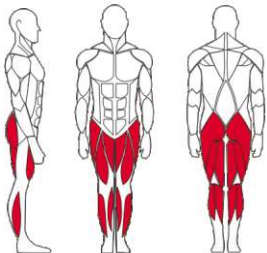
Model : JPL-132  
Length : 92 inches/234 cms  
Width : 64 inches/163 cms  
Height : 50 inches/127 cms

\* Attachments, Accessories, Weight Plates, Dumbbells & Bars to be Ordered Separately

## POWER SQUAT



### Muscle Group



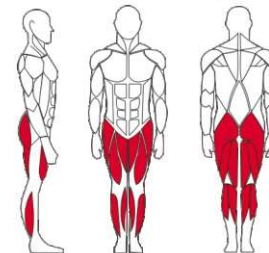
### Specification

Model : JPL-133  
Length : 81 inches/206 cms  
Width : 48 inches/122 cms  
Height : 70 inches/178 cms

## PENDULUM SQUAT



### Muscle Group



### Specification

Model : JPL-144  
Length : 92 inches/234 cms  
Width : 58 inches/147 cms  
Height : 64 inches/163 cms

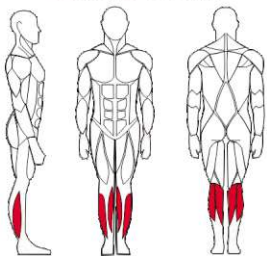
# SEATED CALF

# TIBIA TRAINER

# ANGLED CALF



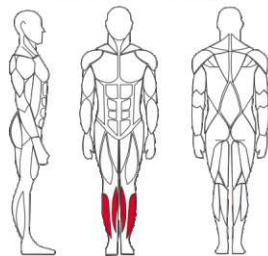
## Muscle Group



## Specification

Model : JPL-134  
 Length : 53 inches/135 cms  
 Width : 34 inches/86 cms  
 Height : 39 inches/99 cms

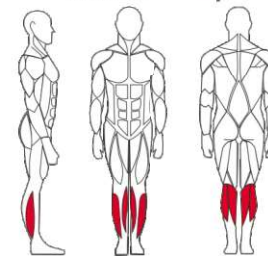
## Muscle Group



## Specification

Model : JPL-136  
 Length : 40 inches/102 cms  
 Width : 15 inches/38 cms  
 Height : 14 inches/36 cms

## Muscle Group



## Specification

Model : JPL-135  
 Length : 66 inches/168 cms  
 Width : 42 inches/107 cms  
 Height : 48 inches/122 cms

\* Attachments, Accessories, Weight Plates, Dumbbells & Bars to be Ordered Separately

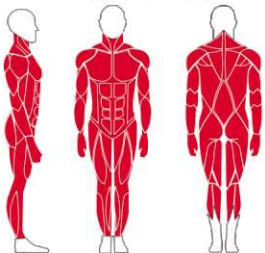


## SMITH MACHINE COUNTER BALANCED

## SMITH/SQUAT RACK COMBO.



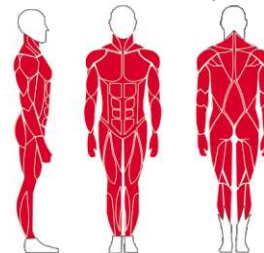
### Muscle Group



### Specification

Model : JPL-137  
Length : 50 inches/127 cms  
Width : 88 inches/224 cms  
Height : 90 inches/229 cms

### Muscle Group



### Specification

Model : JPL-138  
Length : 101 inches/257 cms  
Width : 88 inches/224 cms  
Height : 90 inches/229 cms

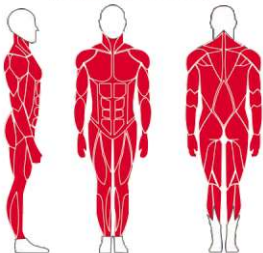
# **BENCHES & RACKS**



## SQUAT RACK ADJUSTABLE



### Muscle Group



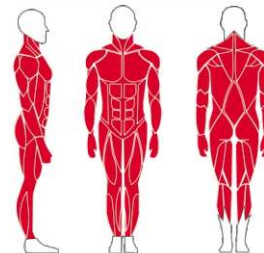
### Specification

Model : JBR-101  
Length : 73 inches/185 cms  
Width : 86 inches/218 cms  
Height : 71 inches/180 cms

## FUNCTIONAL MAX RACK



### Muscle Group



### Specification

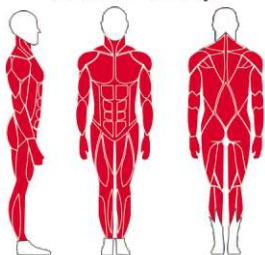
Model : JBR-102  
Length : 46 inches/117 cms  
Width : 86 inches/218 cms  
Height : 90 inches/229 cms

\* Attachments, Accessories, Weight Plates, Dumbbells & Bars to be Ordered Separately

## POWER CAGE



### Muscle Group



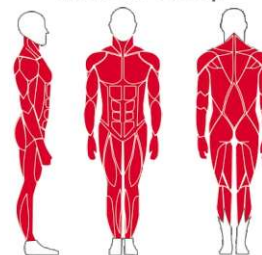
### Specification

Model : JBR-103  
Length : 64 inches/163 cms  
Width : 86 inches/218 cms  
Height : 90 inches/229 cms

## HALF RACK



### Muscle Group



### Specification

Model : JBR-106  
Length : 68 inches/173 cms  
Width : 54 inches/137 cms  
Height : 93 inches/236 cms

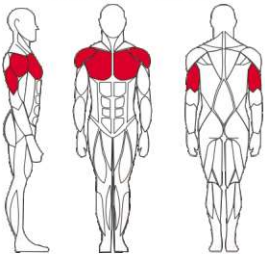
\* Attachments, Accessories, Weight Plates, Dumbbells & Bars to be Ordered Separately



## OLYMPIC FLAT BENCH



### Muscle Group



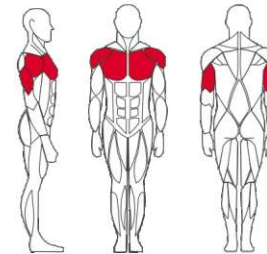
### Specification

Model : JBR-107  
Length : 68 inches/173 cms  
Width : 86 inches/218 cms  
Height : 50 inches/127 cms

## OLYMPIC INCLINE BENCH



### Muscle Group



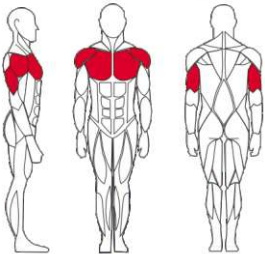
### Specification

Model : JBR-108  
Length : 78 inches/198 cms  
Width : 86 inches/218 cms  
Height : 55 inches/140 cms

## OLYMPIC DECLINE BENCH



### Muscle Group



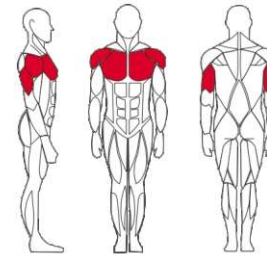
### Specification

Model : JBR-109  
Length : 81 inches/206 cms  
Width : 86 inches/218 cms  
Height : 48 inches/122 cms

## POWER BENCH



### Muscle Group



### Specification

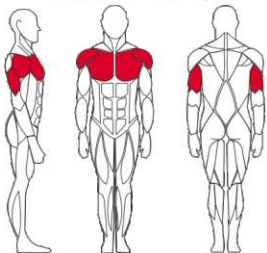
Model : JBR-132  
Length : 74 inches/188 cms  
Width : 86 inches/218 cms  
Height : 53 inches/135 cms

\*Attachments, Accessories, Weight Plates, Dumbbells & Bars to be Ordered Separately

## FLAT/INCLINE COMBO. BENCH



### Muscle Group



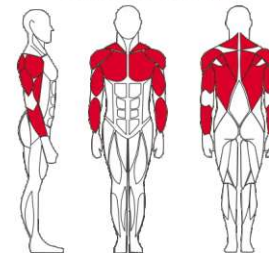
### Specification

Model : JBR-133  
Length : 78 inches/198 cms  
Width : 86 inches/218 cms  
Height : 55 inches/140 cms

## SUPER BENCH



### Muscle Group



### Specification

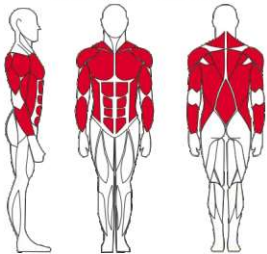
Model : JBR-110  
Length : 60 inches/152 cms  
Width : 25 inches/64 cms  
Height : N.A.

\* Attachments, Accessories, Weight Plates, Dumbbells & Bars to be Ordered Separately

## DELUXE SUPER BENCH



### Muscle Group



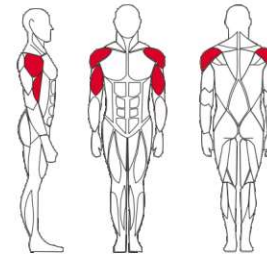
### Specification

Model : JBR-111  
Length : 65 inches/165 cms  
Width : 29 inches/74 cms  
Height : N.A.

## UTILITY BENCH



### Muscle Group



### Specification

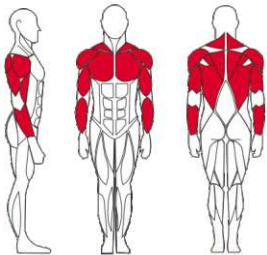
Model : JBR-112  
Length : 44 inches/112 cms  
Width : 30 inches/76 cms  
Height : 38 inches/97 cms



## WORK BENCH



### Muscle Group



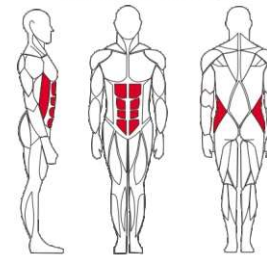
### Specification

Model : JBR-113  
Length : 53 inches/135 cms  
Width : 30 inches/76 cms  
Height : 21 inches/53 cms

## ABDOMINAL BOARD ADJUSTABLE



### Muscle Group



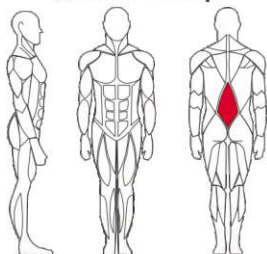
### Specification

Model : JBR-114  
Length : 69 inches/175 cms  
Width : 30 inches/76 cms  
Height : 34 inches/86 cms

## BACK EXTENSION



### Muscle Group



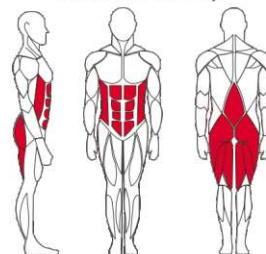
### Specification

Model : JBR-115  
Length : 60 inches/152 cms  
Width : 28 inches/71 cms  
Height : 50 inches/127 cms

## GLUTE HAM DEVELOPER



### Muscle Group



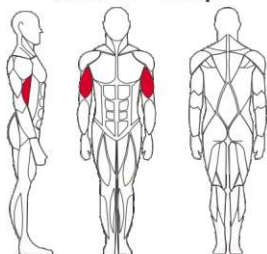
### Specification

Model : JBR-116  
Length : 73 inches/185 cms  
Width : 44 inches/111 cms  
Height : 43 inches/109 cms

## PREACHER CURL BENCH



### Muscle Group



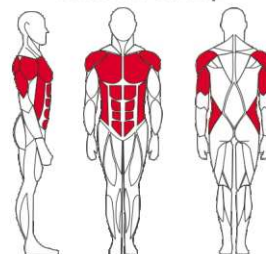
### Specification

Model : JBR-117  
Length : 52 inches/132 cms  
Width : 48 inches/122 cms  
Height : 38 inches/97 cms

## VERTICAL KNEE UP



### Muscle Group



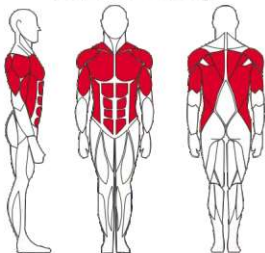
### Specification

Model : JBR-118  
Length : 63 inches/160 cms  
Width : 30 inches/76 cms  
Height : 83 inches/211 cms

## VERTICAL KNEE UP AB DIP CHIN



### Muscle Group



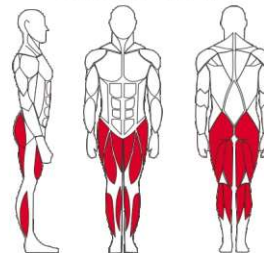
### Specification

Model : JBR-119  
Length : 63 inches/160 cms  
Width : 52 inches/132 cms  
Height : 90 inches/229 cms

## SISSY SQUAT



### Muscle Group



### Specification

Model : JBR-120  
Length : 40 inches/102 cms  
Width : 15 inches/40 cms  
Height : 24 inches/61 cms



## VERTICAL PLATE TREE



### Specification

Model : JBR-121  
Length : 28 inches/71 cms  
Width : 30 inches/76 cms  
Height : 49 inches/124 cms


## BUMPER PLATE RACK



### Specification

Model : JBR-136  
Length : 68 inches/173 cms  
Width : 18 inches/46 cms  
Height : 16 inches/41 cms

## DUMBBELL RACK TWIN TIER



### Specification

Model : JBR-122  
Length : 28 inches/71 cms  
Width : 102 inches/259 cms  
Height : 32 inches/81 cms

## DUMBBELL RACK THREE TIER



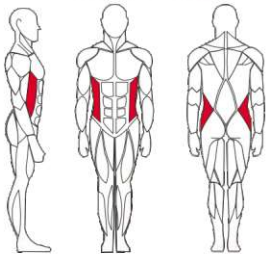
### Specification

Model : JBR-123  
Length : 32 inches/81 cms  
Width : 102 inches/259 cms  
Height : 42 inches/107 cms

# TWISTER



## Muscle Group



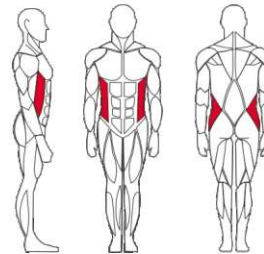
## Specification

Model : JBR-124  
Length : 39 inches/99 cms  
Width : 29 inches/74 cms  
Height : 58 inches/147 cms

# DUAL TWISTER



## Muscle Group



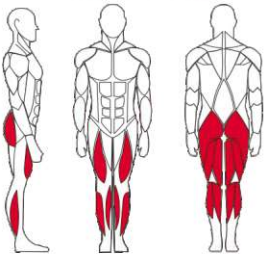
## Specification

Model : JBR-125  
Length : 78 inches/198 cms  
Width : 29 inches/74 cms  
Height : 58 inches/147 cms

## SQUAT STAND ADJUSTABLE



### Muscle Group



### Specification

Model : JBR-126  
Length : 18 inches/46 cms  
Width : 72 inches/183 cms  
Height : 48 inches/122 cms

## BARBELL RACK



### Specification

Model : JBR-127  
Length : 22 inches/56 cms  
Width : 14 inches/36 cms  
Height : 10 inches/25 cms

## T-BAR PIVOT



### Specification

Model : JBR-134  
Length : 92 inches/234 cms  
Width : 46 inches/117 cms  
Height : 18 inches/46 cms

\* Attachments, Accessories, Weight Plates, Dumbbells & Bars to be Ordered Separately



## ACCESSORIES RACK



### Specification

Model : JBR-128  
Length : 40 inches/102 cms  
Width : 33 inches/84 cms  
Height : 45 inches/114 cms

## BEAUTYBELL RACK



### Specification

Model : JBR-129  
Length : 39 inches/99 cms  
Width : 27 inches/69 cms  
Height : 55 inches/140 cms

## VERTICAL DUMBBELL RACK



### Specification

Model : JBR-135  
Length : 39 inches/99 cms  
Width : 27 inches/69 cms  
Height : 55 inches/140 cms

\*Attachments, Accessories, Weight Plates, Dumbbells & Bars to be Ordered Separately

## DUMBBELL / PLATE / BARBELL



**Solid Rubberized Dumbbells**

Model : JDSK



**Diamond Cut Dumbbells**

Model : JDDK



**Rubberized Plates - KG**

Model : JPRK



**Olympic Bar / Olympic EZ Bar**

4 / 5 / 6 / 7 Feet

**JX-FIT**  
**SERIES**



[www.beingstrong.in](http://www.beingstrong.in)

**BEING STRONG**<sup>TM</sup>  
**FITNESS EQUIPMENT**

## MULTI GYM (UPPERBODY)



### Specification

Model : J4MGU

Length : 119 inches/302 cms

Width : 115 inches/292 cms

Height : 91 inches/231 cms



# MULTI GYM WITH SEATED LEG CURL/EXTENSION COMBO.



Optional Attachment



## Specification

Model : J4MGC

Length : 89 inches/227 cms

Width : 115 inches/292 cms

Height : 91 inches/231 cms

## MULTI GYM (LOWERBODY)



### Specification

Model : J4MGL

Length : 115 inches/292 cms

Width : 95 inches/241 cms

Height : 72 inches/183 cms

## PERSONAL TRAINING STATION



### Specification

Model : JPTS

Length : 88 inches/224 cms

Width : 91 inches/231 cms

Height : 86 inches/218 cms

## DUAL CABLE CHEST & SHOULDER

## DUAL CABLE LAT PULL - HIGH ROW

## DUAL CABLE AB - BICEPS



### Specification

Model : JDC-CS

Length : 63 inches/160 cms

Width : 82 inches/208 cms

Height : 72 inches/183 cms



### Specification

Model : JDC-LR

Length : 52 inches/132 cms

Width : 82 inches/208 cms

Height : 87 inches/221 cms



### Specification

Model : JDC-AB

Length : 52 inches/132 cms

Width : 82 inches/208 cms

Height : 72 inches/183 cms



## STRETCH TRAINER



### Specification

Model : JST  
Length : 59 inches/150 cms  
Width : 31 inches/79 cms  
Height : 43 inches/109 cms

## STRETCH CAGE



### Specification

Model : JSC  
Length : 60 inches/153 cms  
Width : 48 inches/122 cms  
Height : 87 inches/221 cms

## FUNCTIONAL TRAINING MACHINE



### Specification

Model : JFTM

Length : 71 inches/180 cms

Width : 42 inches/107 cms

Height : 73 inches/186 cms

## VERTICAL JX-FIT



### Specification

Model : JXV

Length : 95 inches/241 cms

Width : 91 inches/231 cms

Height : 122 inches/311 cms

## 4 STATION MULTI GYM & 4 STATION JX-FIT



### Specification

Model : J8XMG

Length : 192 inches/488 cms

Width : 115 inches/292 cms

Height : 91 inches/231 cms

\* Attachments, Accessories, Weight Plates, Dumbbells & Bars to be Ordered Separately

# JX-FIT MULTI JUNGLE



## Specification

Model : JXMJ

Length : 324 inches/823 cms

Width : 49 inches/124 cms

Height : 92 inches/234 cms

\* Attachments, Accessories, Weight Plates, Dumbbells & Bars to be Ordered Separately



# FOREARM JUNGLE



## Specification

Model : JFJ

Length : 60 inches/152 cms

Width : 60 inches/152 cms

Height : 48 inches/122 cms



Battle Rope Jungle

Model : JXBRJ



Sledge

Model : JXS


\*Attachments, Accessories, Weight Plates, Dumbbells & Bars to be Ordered Separately

## TYRE LIFT

Combine strength and cardio with explosive movement. Flipping the tyre utilises every muscle group in the body for an excellent strength building and functional workout. The compact size allows it to be used in virtually any tyre of gym or home setting. Easily increase resistance by adding weight plates.

### Exercise Variations -

Tire Flips, Plyometric Jumps, Step-Ups, Push Ups, Heavy Rope Exercises.



### Specification

Model : JTL

Dia : 50 inches/127 cms

Height : 40 inches/102 cms

\* Attachments, Accessories, Weight Plates, Dumbbells & Bars to be Ordered Separately

# SHAPE XX

## Specification

Model : JXSXX  
Length : 295 inches/749 cms  
Width : 125 inches/318 cms  
Height : 96 inches/243 cms



# SHAPE 0

## Specification

Model : JXSO  
Length : 141 inches/358 cms  
Width : 137 inches/348 cms  
Height : 96 inches/243 cms

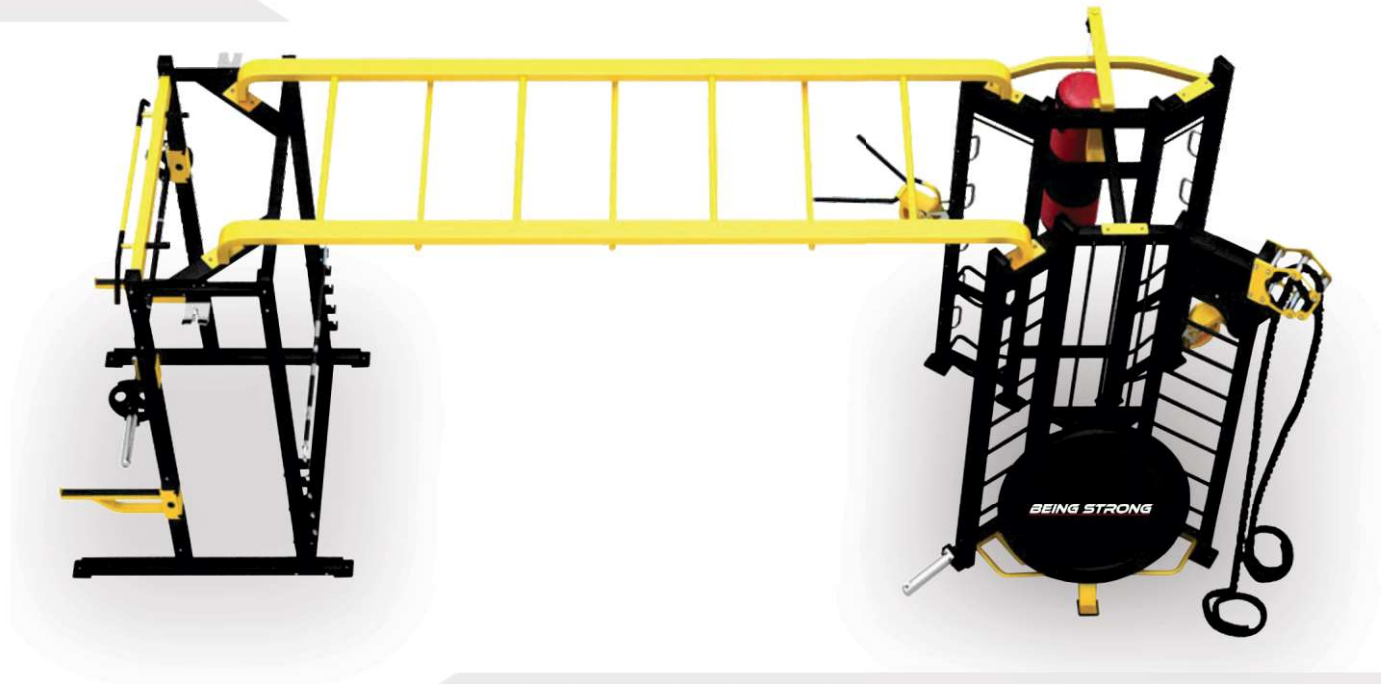





# SHAPE T

## Specification

Model : JXST  
Length : 185 inches/470 cms  
Width : 124 inches/315 cms  
Height : 96 inches/243 cms



# SHAPE L



## Specification


Model : JXSL  
Length : 189 inches/480 cms  
Width : 128 inches/325 cms  
Height : 96 inches/243 cms



# SHAPE I

## Specification

Model : JXSI  
Length : 189 inches/480 cms  
Width : 65 inches/165 cms  
Height : 96 inches/243 cms



# SHAPE S



## Specification

Model : JXSS  
Length : 128 inches/325 cms  
Width : 44 inches/112 cms  
Height : 93 inches/236 cms

# ATTACHMENTS



**PUNCHING BAG**



**STEP BOARD**




**DIP STATION**

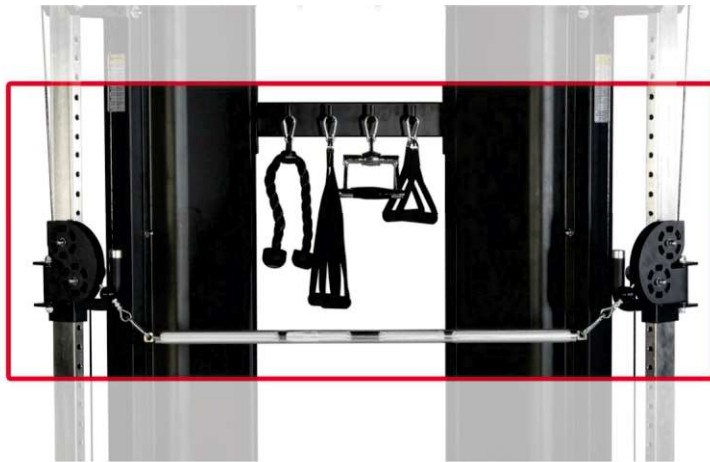


**REBOUNDER**

**BATTLE ROPE**



**OLYMPIC BAR**



**CABLE ATTACHMENT**



**SUPPORT STATION**



**T-BAR STATION**



**MULTI-PULL STATION**

## JX-CUSTOMIZE WALL UNIT

The JX-Fit Wall mount unit is designed in 75mmX75mm/11 guage steel frames. The JX-Fit Wall units are available in 4 different lengths (10', 14', 20', 24') these units need to be installed by anchoring the units to the floor and to Solid walls,



### Specification

Model : JXWUS  
Length : Customizable  
Width : 72 inches/183 cms  
Height : 108 inches/274 cms

## JX-4' WALL UNIT



### Specification

Model : JXWU  
Length : 48 inches/122 cms  
Width : 72 inches/183 cms  
Height : 108 inches/274 cms

\* Attachments, Accessories, Weight Plates, Dumbbells & Bars to be Ordered Separately



## JX-4WAY RIG

The fully redesigned JX-Fit 4Way Rig, Standard Edition, introduces a wide range of new features, including various wide range color options. The durability of JX-Fit is unmatched and the rig comes in 75mmX75mm/11 gauge steel. All the pin positions are numbered with laser cut key holes for max add ons & attachments. You can also incorporate various compatible JX-Fit Series accessories, from safety catch arms, plate storage options, landmines and many more. The JX-Fit Rig Standard sizes are 2,4,6 & 8 squat/benches stations and 6-14 pull up stations.



### Specification

Model : JX4WR  
Length : Varies  
Width : 72 inches/183 cms  
Height : 108 inches/274 cms

## JX-MOUNTAIN RIG

The JX-Fit Mountain Rig combines the strength and versatility of our standard JX-Fit 24' with one of the staples of military boot camp training. From one end of the rig to the other, we've created a 24 monkey bar escalating in height toward the center section of the unit.



### Specification

Model : JXMR  
Length : 288 inches/731 cms  
Width : 72 inches/183 cms  
Height : 108 inches/274 cms

\* Attachments, Accessories, Weight Plates, Dumbbells & Bars to be Ordered Separately



# POWER RACKS

JX-Fit Racks are completely customised to fulfill the demands of all the athletes, Bodybuilders and for CrossFit boxes. The JX-Fit Racks come with standard specifications of 75mmX75mm/11 gauge tubes. We do provide various multiple attachments for bar holders and weight plate holders.



## Specification

Model : JXPR1  
Length : 35 inches/91 cms  
Width : 48 inches/122 cms  
Height : 90 inches/229 cms



## Specification

Model : JXPR2  
Length : 48 inches/122 cms  
Width : 48 inches/122 cms  
Height : 90 inches/229 cms



## Specification

Model : JXPR3  
Length : 76 inches/193 cms  
Width : 48 inches/122 cms  
Height : 90 inches/229 cms

\* Attachments, Accessories, Weight Plates, Dumbbells & Bars to be Ordered Separately

# ACCESSORIES



Stability Half Ball



Plyometric Softbox Set  
(6"/15cm, 12"/30cm, 18"/45cm, 24"/60cm)



Leather Kettlebell Set  
(2 / 3 / 4 / 5 / 6 / 8 / 10 kgs)



Power Bag Set  
(5 / 10 / 15 / 20 kgs)



Bulgarian Bag Set  
(5 / 10 / 15 / 20 kgs)



Wall Ball Set  
(6 / 8 / 10 kgs)



Medicine Ball Split Leather Set  
(1 / 2 / 3 / 4 / 5 kgs)



Black Bumper Plates



Colored Bumper Plates

# SHADES / COLORS

## FRAME



WHITE



BLACK



RED



GOLDEN  
YELLOW



HAMMERTONE  
GREY



LEMON  
YELLOW



SILVER



DARK  
SILVER



GREEN



ORANGE

## UPHOLSTERY



RED J1010



BLACK J1020



DARK GREY J1030



LIGHT GREY J1040



BLUE J1050



BURGUNDY J1060



BEIGE J1070



BROWN J1080



LIGHT BROWN J1090



DARK BROWN J1100

**DISCLAIMER: THE FRAME AND UPHOLSTERY COLOUR MAY VARY AS PER THE COLOUR BATCH PRODUCTION.**



# OUR ESTEEMED CLIENTS







# For Inquiry: Toll Free No. - +91 1800 22 1112

## MUMBAI - CORPORATE OFFICE

Mobile No.: +91 75061 02102  
+91 75061 05105

## PUNE

Mobile No.: +91 93221 26161

## GOA

Mobile No.: +91 93217 23030

## AHMEDABAD

Mobile No.: +91 93221 26262

## NAGPUR

Mobile No.: +91 93226 26565

## BHOPAL

Mobile No.: +91 86575 28471

## JAIPUR

Mobile No.: +91 91527 27324

## NOIDA

Mobile No.: +91 99204 46664

## NEW DELHI

Mobile No.: +91 93249 42379

## LUCKNOW

Mobile No.: +91 91520 08734

## CHANDIGARH

Mobile No.: +91 86579 87889

## BENGALURU

Mobile No.: +91 93200 74456

## COCHIN

Mobile No.: +91 93200 11294

## HYDERABAD

Mobile No.: +91 93217 21010

## GUWAHATI

Mobile No.: +91 91520 28964  
+91 93226 26565

## BHUBANESWAR

Mobile No.: +91 93200 74456

## KOLKATA

Mobile No.: +91 98201 00695

## PATNA / RANCHI

Mobile No.: +91 93217 11292

INDIA'S 1<sup>ST</sup> CERTIFIED FITNESS BRAND






Manufactured by:

**JERAI FITNESS PVT. LTD.**

**Corporate office:** 209 - 212, Techno IT Park,  
Link Road, Borivali (West), Mumbai - 400 092,  
Maharashtra, INDIA.

Email: [info@beingstrong.in](mailto:info@beingstrong.in) / [sales@jeraifitness.com](mailto:sales@jeraifitness.com)

Website: [www.beingstrong.in](http://www.beingstrong.in)

Connect with us on   

**Factory:** Plot No. 219, Village - Ghonsai,  
Taluka - Wada, Dist. - Palghar - 421 312,  
Maharashtra, INDIA.